



**K-STATE** | Master Gardener  
Research and Extension | Marais des Cygnes District

www.maraisdescygn.es.ksu.edu

# What's Growing On.....

in the world of the  
Marais des Cygnes Extension Master Gardeners

Paola Office: 913 N Pearl (Old KC Road), Paola, KS 66071 ~ 913-294-4306  
Mound City Office: 115 S 6th St., Mound City, KS 66056 ~ 913-795-2829

APRIL, 2026

## CALENDAR

### APRIL 22

*Set up day - Plant sale.* All hands on deck!  
8:30 am-4:00pm, Miami Co. Fairgrounds  
Bldg 2.

### APRIL 23-25

*Annual Plant Sale.* Thursday 9a-6p; Friday  
9a-5p; Saturday 9a-1p. Please be there 15  
minutes prior to your shift.

### APRIL 28

*Julie Ramsey's retirement* - 3:00-5:00 pm at  
the Paola Extension office. Come wish her  
well !

### APRIL 28

*Drip Irrigation for Raised Beds,*  
Advanced Training, 6:30 pm.

### APRIL 30

8:00 - 10:00 a.m. - **Help is needed** to work at  
the Linn County Courthouse in getting the  
hoses out and possibly some planting.  
Weather dependent.

### MAY 12

*EMG Board Meeting*, 9:30 am at the Paola  
Extension Office. Please advise if you will be  
attending in the event the meeting needs to  
be moved to a Zoom meeting.

**Board meetings are on the 2<sup>nd</sup> Tuesday of  
each month, 9:30 am, Paola office.**

**Newsletter deadline - the first day of each  
month thru the first Tuesday.**

### WORK DAYS...

#### MiCo Courthouse

9:00 -10:00 am Wednesday's. Rain  
dates - Thursday's.

#### Kitchen Garden

9:00-10:00 am, Tuesday's

#### Linn County Courthouse

8-10 a.m., Thursday's



## Drip Irrigation for Raised Beds

**Tuesday, April 28, 6:30 pm | Paola Extension Office**  
**1 hour Advanced Training | Presented by Nancy Kalman**

Our presenter and fellow MdC EMG Nancy Kalman, has set up four different watering systems over the years but was stuck on how to set up drip tape in 10 different raised beds. She did not want to trip over water lines and also wanted to be able to shut off individual beds.



After hours of research and watching several YouTube videos, and finding many alternatives she has determined how she wants to set her system up and will share with us some helpful tips and what she has learned along the way.

**ADVISORY BOARD**

**Chairman**-Janette Everhart  
**Vice Chair** - Audrey Gabel  
**Secretary** - Natalie Hartig  
**Treasurer** - Lynn Campbell

**Members at Large**

Krystal Barr, Susan Rodgers  
 Rena Tedrow

**COMMITTEES****Advanced Training**

Audrey Gabel, Stephanie Myers

**Awards Banquet**

Donna Cook, Betsy Hasselquist,  
 Susan Thompson

**Kitchen (Trial) Garden**

Dennise Fink-Morse,  
 Chet McLaughlin, Shirley New

**KSU Extension Office Garden**

Deb Kitchell

**Linn County Courthouse Garden**

Monica Chapman-Pickett

**Miami Co. Courthouse Garden**

Susan Rodgers, Phyllis Benedict,  
 Kim Lewis, Lisa Leikam-Jones, Billie Lenz,  
 Mindy McGinnis, Jennifer Morgan,  
 Patty Trull, Bill & Carol Vandenberg,  
 Carol Williams, Cyndi Wilson

**Miami County Fair**

**Hort. Supt.**-Dennise Fink-Morse,  
**Seeds For Kids Supt.**-Betsy  
 Hasselquist  
**Flori. Supt.**- Bill Vandenberg

**Plant Sale**

Lenora Larson, Lynn Campbell, Audrey  
 Gabel, Krystal Barr, Terri Seyl

**Recruitment/Mentors**

Rena Tedrow, Patty Trull,  
 Carol Vandenberg

**Seeds for Kids**

Betsy Hasselquist, Natalie Hartig  
 Helen Kloepper

**2028 Miami Co. Garden Tour**

TBD

**Symposium (2026)**

Janette Everhart, Matt Fineout

**Publicity**

Lenora Larson, Scott Schappell

**Newspaper Articles**

Katelyn Barthol, Extension Agt.

**Social Media/Newsletter**

Rena Tedrow, Editor

**Send news and photos to:**

Rena Tedrow, Newsletter Editor  
 mire1108@yahoo.com

**Hotline** is active and ready for you to sign up!

EMG's are required to complete 4 hours of Hotline. Hotline started on April 1st and goes until October 1st. Hotline is on Thursdays from 8:00-Noon, at the Paola Extension office. The shifts are in 2-hour sessions: 8-10:00am and 10:00-12:00.

You can reach out to any of the EMGs to sign up together. Please do so if you feel you "aren't qualified enough". There are several resources (books, KSRE website, & fellow EMG's) to help you out. New class members are encouraged to reach out to their mentors and sign up to work together.

Katelyn reported at the board meeting that because she is training employees, she will be relying on our members to help with horticulture questions.

Go to the [sign up genius](#) (click on the blue link) and sign up as soon as possible.

**Recruitment** starts next month. The application is scheduled to go online on May 1<sup>st</sup>. If you think you know of someone that might be interested in joining our group have them stop by the office, or refer them to the [Mdc EMG page](#) after May 1<sup>st</sup>. Deadline for application submission is July 31<sup>st</sup>.

If you have any suggestions regarding how to promote our group, please contact Rena Tedrow.

**Newsletter submissions** for photos, articles etc. has changed. Instead of being the Thursday following the board meeting, the time frame is being extended to the first day of the month thru the 2<sup>nd</sup> Tuesday (which is the board meeting date). By having articles, photos in earlier it should help get the newsletter done and sent in for approval and out for distribution a little faster. If you have questions, contact Rena Tedrow.

**Mdc EMG Vision Statement**

We are recognized as a welcoming, knowledgeable, focused gardening volunteer team. We grow, communicate with, and educate our community and ourselves. We build lasting connections and friendships.

April...everything looks soooo green outside. At least it does from my windows. I just noticed earlier this week that the pecan trees had leafed out. Weeds have gone crazy because it's been warm, and I cannot deal with them.

As many of you know, I broke my ankle in March - Friday the 13<sup>th</sup> specifically. My husband aptly pointed this out when we were at the ER at about 10:45 that night. He also asked if I'd ever broken any bones (I hadn't). His next comment made me laugh, "Now you can cross that off your bucket list." The verdict: I broke my ankle in 3 places--compound fractures. I've had surgery and now have 2 plates, 4 small screws attached to a rod and one very long screw inserted into a bone attached to a band that holds a tendon in place. I'm currently in cast #3 through early May--hopefully I won't need #4 in between. After that, my upgrade is to a walking boot, non-weight bearing for a few weeks along with rehab then I get to start 'learning' to walk again. I'm hoping to be back on two feet mid-to-late July. Just in time for the recruitment interviews! You have no idea how this put a crimp on my spring and summer plans.

Now onto the EMG stuff...

Nostalgia... Some of you may remember the newsletters that Judy Mosher provided for our group both prior to and after she became a member. Thankfully, we have someone in our group that is a 'keeper.' (The word 'hoarder' is so overused.) I asked this person if she would send me one of Judy's newsletters.

I'd forgotten how easy-on-the-eyes Judy's newsletters were. This isn't a duplicate of Judy's - it's merely similar.

**For each of the committees...** In the sideline on page 2 you see the list of committees and members who signed up for each one. These are the name that I have been made aware of. There is one group of names missing - I'm trying to make a point. At Tuesday's board meeting, I brought up listing only the chairperson for each committee. As you can see, I'm running out of space to include everyone's name. There are at a minimum...9 names missing from one group. I can add those I know that should be there, but I have no idea who all of the names are, unless they are provided to me. If I add them, I'll need to change the font size to 6 or 7. With a 6-7 font size you will need a magnifying glass to read that section. Personally, I think listing only the chair makes more sense and easier to know who to contact, especially for new members. Share your thoughts - send me an email message.

If/when you submit photos for an event, activity, class, etc., please include a brief note or article to accompany the photos--a paragraph or two, unless it was a major function that requires an article. I can't attend everything that goes on so I rely on those in attendance/whoever is in charge of the event to provide information for the newsletter. Please remember to compose your piece as if you are describing it to someone that didn't attendance. When you compose your article in Word - know they are converted to multiple text boxes when I format the newsletter. If you use a smaller font you have minimal margins, it will be even smaller when I add it to the newsletter. Or I will have to 'chop' your article. So, here are some guidelines: Use a 12-point font (such as Arial). Your left/right margins should be 3/4" with 2" for the top and 1" for the bottom. Your text & photos need to fit within this space. This gives you an idea of how much space you have that fits on one page in the newsletter.



If you have a Facebook page you are well aware of 'likes' and 'shares.' Having a personal page, you don't get to see things that are tracked on a 'business' page. Our [MdC EMG Facebook page](#) is categorized by Meta as a business. I learned about these things when I was an admin for our local farmer's market page. If you already have a business page, you are aware of what can be tracked. Over the next few months, I will share the statistical information. This information is good to know (and some like me, find it interesting), especially when it comes to public engagement related to our posts for events, classes, etc. Be sure to check out page 7.

As a reminder, the QR code (at right) will take you to the full AT calendar for the year. The QR code is included in each newsletter. Print this page or screenshot it to save the QR code for future use.

Rena Tedrow, Editor

View from my bathroom window...



## Short-term Projects - Paola Library

Over the past three years, members of the MdC Master Gardeners have donated time and energy to clean, design, plant, remove shrubs and mulch the area around the Paola Library as a short-term project thus giving back to the community and putting focus on our organization.



Funds for the plants and mulch have been provided by Friends of the Paola Free library.

## Statistics - Facebook posts

The MdC Extension Master Gardener Facebook page is where we share our events, projects, and classes that the public is invited to. Katelyn (our Ag Agent) granted me access to help with these types of posts a couple of years ago. If you are not following the page ([www.facebook.com/mdcemg](http://www.facebook.com/mdcemg)) you should so you can share our public events.



To those of you who do follow the page, you know that we can all see the 'likes' and 'shares.' There are other statistics that many of us never know about. People who 'see' the posts but do not necessarily engage. I know, I'm a little weird but I thought some of these statistics were a little interesting. There's more there than what meets the eye, so I thought I'd share some of this information. Here is a rundown of the posts for March...

DATE	POST	IEWS (1)	VIEWERS (2)	ENGAGEMENT (3)	IMPRESSIONS (4)
3/1	Symposium photos	1,660	867	324	1063
3/4	Educational op - class	455	238	20	296
3/9	Seed planting schedule	419	260	32	295
3/13	Reminder for seed starting class	644	326	36	390
3/17	Follow-up Symposium post - Thx	588	368	50	409
3/25	Upcoming events - Plant Sale	1205	1280	107	1571
3/30	Touch-a-Truck	224	169	11	192
3/30	Seeds For Kids	2098	1478	70	1606

1) Views – The number of times your content was played or displayed. Content includes, reels, posts, stories and ads.

2) The number of Account Center accounts that have viewed your content at least once. Content includes reels, post, stories, live videos and ads. This metric is estimated and in development.

3) Engagement – The number of reactions, comments shares and clicks on your post

4) Impressions – The number of times your content was on screen



Seeds for Kids  
Packet packaging day!



A new look at the Kitchen Garden...



Advanced Training - Vermiculture class



Short-Term Project(s) - Paola Library



Hi, I'm Christine Perkins and I am a Rookie Master Gardener this year. My husband and I live in the northwest part of Miami County where we have 42 acres. We have lived here for 24 years, and we have been beekeepers for the past 5 years

Springtime is a very busy time for the bees as they ramp up their hives for a season of gathering pollen and nectar. We currently have six hives, which is our maximum capacity. We were fortunate and got through the winter without losing any of the hives!

Currently everything about the hives are busy – they are building up the worker bees. All worker bees and the queen bee are females. They have the 'brood.' Brood are the baby bees as they go through the stages of egg, larva, pupa, and adult. The male bees are called 'drones' and their only function is to mate with queen bees from the surrounding neighborhood. They do not collect nectar or pollen nor have any other function within the hive.




At left is a photo of a swarm that we caught! It is always an exciting time because the yard fills with a large cloud of bees that congregate within a few minutes in a cluster. The queen is usually at the center of the cluster. When you try to move the cluster, the worker bees will follow as long as you have caught the queen. She gives off pheromones that they use to find her.

In the spring we treat for varroa mites and look for hive beetles and treat for each as needed. It's a busy time with the colony expanding and the honey gets closer to flow. In May, we will add 'supers' which are special smaller boxes that only hold honey. We put up queen excluders so the queen bee can't go into the top boxes (the supers). In September, we will take off the supers and extract the honey.

For the past two years, we have kept one super full of honey on the hive all winter and we have not had to feed sugar water. We feel like it is the best situation for the bees because they want high quality honey too!



I hope you have enjoyed getting to know a little bit about our hobby—our honeybee operation. I'll be sharing about honey extraction day in the fall!



## Vermiculture Class

March 24, 2026 | Helen Kloepper



Red wigglers, *Eisneia fetida*, are small red worms with big appetites. They are also fast reproducers, so they are great additions to compost. Their castings are wonderful amendments to soil.

Participants in an advanced training class set up worm bins to let the worms aid in the composting of kitchen waste. Having an indoor composting bin allows for composting all year.

The class used 5-gallon buckets with drilled holes for an air exchange, and newspaper to begin making a home for the worms. The worms like a moist, dark environment, so the paper was soaked in water, squeezed dry, then fluffed for a nice bedding. We added a little soil, some ground eggshells, and a little worm castings to make it smell like home for the worms.



Worms like non-citrus fruit, coffee grounds and filter paper, tea bags, most vegetables (no onions or garlic), egg shells, and paper. They don't like meat, bones, salt, oil, spicy foods or dairy. A one-quarter pound of worms can go through one-quarter pound of food scraps in a week. With every addition of food, added under existing material in the bin, more moist paper should also be added.



By now, your worms will be eating and climbing the walls of the bin. They are little escape artists, so check the bin especially the lid, for these wanderers. The black "dirt" that is probably covering the walls of the bin are worm castings.

When you see most of the paper and food from earlier feedings are gone, you can clean out the bin and start over. I have found it easier to dump the bin into another bin, clean out the home bin and prep it for the worms to return, then separate them from the castings and return them to the home bin. You will probably find worm cocoons and tiny worm wasps, your next generation of worms ready to start the cycle again.

## APRIL'S INSECT: TOMATO/TOBACCO HORNWORMS

By Lenora Larson

Insects are a part of every gardener's life. Each month you'll learn about a common garden insect with advice: should you should eradicate, tolerate or embrace this six-legged visitor? Rena has asked how to have her cake and eat it too. That is, how to enjoy the spectacular Hummingbird Moths despite the gluttony of their children, the Tomato and Tobacco Hornworms.



Tobacco Hornworm munching on Datura



Its parent, the Carolina Hummingbird Moth, nectaring on Datura with its 10" tongue



Photo from USU to illustrate the difference between their appearances.



*Datura innoxia* blooming at night. Zoom in and find the hummingbird moth!

### Strategies for Co-existence

Gardeners face a dilemma: "How can I have Hummingbird Moths and eat tomatoes too?" Easy answer: the "sacrificial plant." One indeterminate tomato vine is reserved "for the Hornworms." Choose a Grape Tomato variety such as the *Super 100 series* which has vigorous foliage. Use high nitrogen fertilizer and remove all flower buds--this promotes abundant leaves. This plant will usually be the female moth's choice for egg-laying because its foliage will be more lush with your tomato vines. Any Hornworms found on 'my' tomato vines are easily relocated to 'their' vine. I also run a foster program for Hornworms and gladly adopt any brought by friends.

My second solution is to plant an incredible host plant in the nightshade family, such as *Nicotiana glauca*.

By late June, tomato vines begin their climb upward covered with small yellow flowers that promise fruit in July. The horrified gardener discovers a vine stripped of all foliage with the added insult of large fecal pellets and a huge green caterpillar, the Tobacco Hornworm. Before recoiling in horror, observe the beautiful colors of pale green and white stripes adorning the body and a fake eyespot providing a perky personality. You can pick up and pet the caterpillars because they do not bite or sting. Their skin is soft and smooth like a baby's cheek. Two very similar caterpillars devour tomato vines: *Manduca quinquemaculata*--THE Tomato Hornworm which has a black horn and white markings. The Tobacco Hornworm, *Manduca sexta* is actually far more common in the Midwest and is distinguished by a red horn and markings of single white lines. Most gardeners usually call both "Tomato Hornworms" and kill them on sight without realizing that they have murdered Hummingbird Moths. The Tomato Hornworm metamorphoses into the 5-spotted Hummingbird Moth and the Tobacco Hornworm becomes the Carolina Hummingbird Moth. In early evening they hover over tubular flowers with 10-inch tongues to sip nectar.

It is an annual self-seeding bedding flower that is also a pollinator favorite. If you have space, the perennial vine *Datura innoxia* sprawls 10-20 feet with large blue-green leaves and 10 inch deep white trumpets that unfurl at dusk that attracts nocturnal pollinators, especially hovering Hummingbird Moths. Each bloom lasts only one night, maturing into a fierce spiny fruit that requires prompt deadheading to avoid legions of *Datura* overrunning your garden next spring. Errant seedlings are welcome in my garden if they sprout in a sunny location that can use a jolt of magnificence for the summer. (Note: *Datura* is not a Moon Flower, which is the annual night-blooming tropical Morning Glory, *Ipomoea alba*.) **Once again, botanical names clarifies a plant's identity.**

## PLANT SALE UPDATE

By Lenora Larson

It's the final count-down, 5 days before implementation begins!! Rena Tedrow redesigned the flier and ad. The marketing team has completed the extensive marketing effort. FLASH UPDATE: This morning (4/17) the JOCO EMG Newsletter published our Plant Sale flier! Please continue sharing our Plant Sale information with gardening friends and family. We still need your help spreading the word.

Rena also revised the table layout to accommodate changes for 2026's plant types and quantities. For instance, we doubled the number of vegetable transplants based on shopper requests in 2025. Plant selection is near completion and Vinland Valley Nursery (VNN) has moved our 7,000 plants into

**Reminders:**

**Location:** Building #2, MICO Fairgrounds

**Set-up day:** Wednesday, April 22, 8:30 am to ~4 pm, includes beginning inventory

**Sale days:** Thursday, 9a to 6p; Friday, 9a to 5p; Saturday, 9a to 1p (10% discount on all MdC EMG purchases from 10am to 1 pm on Saturday only)

**Break-down & clean-up:** Sat 1 pm to ~3 pm, includes final inventory

“our” hoophouse and arranged them into the 12 Groups for loading on Tuesday. EMG staffing has been scheduled through Sign-up Genius. THANK YOU to the EMGs who enthusiastically responded. All key positions are filled, but **additional help is needed from 1:00 - 3:00 pm on Saturday to assist with plant returns and clean-up.** Please go to [Sign-up Genius](#) and sign up. (Click on the blue link.)

**There is a chance of rain all four days.** Do we care? No! We'll be indoors! Last year we learned that the plants still need thorough watering. Be-cause we buy our plants on consignment from VNN, unsold orphans will be returned to them on Saturday. Incidentally, the Arboretum, whose sale is the same weekend, buys their plants wholesale from Sullivan's Greenhouse with intention of placing any unsold plants in the Arboretum beds. This influences their plant offerings with a focus on new cultivars rather than pollinator-friendly flowers and natives.

**The April 16<sup>th</sup> Plant Sale Training** brought 27 participants together for information, discussion and assistance with the VNN PDF plant lists installation and utilization.



Perennials growing at VNN on April 3<sup>rd</sup>. They are now together in one hoophouse, ready for delivery on Wednesday, April 22.

Lenora shared the performance of the 12 groups in 2025. A new ‘shopper sheet’ will be offered to each customer by Stephanie Myers who will be the official Greeter.

We collected almost \$60,000 last year and will likely again be our own best customers. Lenora reminded the EMGs that personally-selected plants can't be stored overnight before purchasing and recommended that plants be taken to the EMG's car immediately after purchase to avoid their being “rebought” by shoppers. EMGs will again receive a 10% discount on Saturday from 10:00 am to closing. Keep in mind that we sold 87% of our 2025 inventory, so it's a risk if you wait until Saturday before buying.

Terri Seyl is our new “Lunch Lady.” Lunch plus snacks will be served to EMG workers all 4 days. Terri is also in charge of signage and has purchased 18 new price/pot signs from VNN. She also has had the two street banners updated and hung, one at Extension Office, the other at the entrance to Wallace Park. Patty Trull and Lisa Leikam-Jones volunteered to install the 8 directional road signs at key intersections in Paola on Thursday morning.

As coordinator of the Plant Ambassadors (PA), Audrey reminded these volunteers to be studying their group's plants from the 2025 pdf list. They will also be granted access to the Fairgrounds WiFi so they can Google plants or visit the VNN website to share photographs and information with potential buyers. (FYI: The fairgrounds building is a “Faraday Structure” that blocks all external electromagnetic fields. Last year everyone had to go out to the parking lot to use the Internet for information and communication!) On Wednesday the PAs will be responsible for coordinating the unloading of their plants from the VNN truck and carrying them to their Group's tables. They will arrange the

Continued from previous page

plants according to their PDF Plant List and perform the pre-sale inventory to compare with VVN's numbers. During the sale, they will be the experts assisting customers with their selections and making recommendations for planting and care. On Saturday they will perform a post-sale inventory and assist in loading the returns into the VVN truck. (Lenora's fantasy: there will be no returns; all plants will be sold. It could happen!)

On Tuesday, 4/21, the committee will gather and organize all the Extension stored plant sale supplies for pick up Wednesday morning. Lynn Campbell and Krystal Barr will coordinate transportation of the supplies and stored tables to the fairgrounds building #2. Because we must return the building to its pre-sale condition, photographs of the room and its furnishings will be taken for reference. Then Krystal will coordinate table set-up by Group using Rena's diagram. **NO EXCEPTIONS!** Because of the huge volume of plants, VVN is delivering twice, once at 10 am, and retuning at 2 pm.

Lynn Campbell & Helen Kloepper reviewed the two-step check-out process as purchased plants are brought to the tally tables, counted, then the tally sheets are filled out and calculated by the EMG Tally Person and handed to the cashiers. These positions are filled by experienced EMGs using the newly designed tally sheets, which will track purchases each day by zip code, date and transaction payment (cash, check or credit card). There are shelves for plant storage and carts for transport near checkout. And 15 umbrellas in case of rain while taking plants to their new owner's vehicle.



Last year's table set up. Thanks to Lynn, this year all the tables will be adorned with purple table coverings

Since 2023, EMGs have downloaded VVN's inventory list, including Group #, plant names, pot-size and price, into their Smartphones for immediate access to answer customers' questions during the sale. Katelyn Bartol emailed the 2025 pdf "practice" file before Natalie's training. She showed the step-by-step process on a Power Point presentation and assisted

individuals with downloading when needed. PAs should practice searching plant names navigating their list before the sale. Note: the final plant list will not be available until Tuesday, April 21 because the final decisions are made during loading at VVN. Audrey will share their Group list with each PA either late Tuesday or early Wednesday to be used for table-arranging and inventory. Please let Katelyn know if you wish a paper copy of the entire VVN pdf plant list. She will print for you and bring on Wednesday.

The sale closes promptly at 1:00 on Saturday. The VVN truck will be on site to load the minimal (we hope) returns.

The building must be returned to its pre-sale set-up and thoroughly cleaned before we depart. Again, please volunteer to help with this final, vital step. Any questions? Contact a committee member.

### **Bring Used Garden Books!**

**Are your gardening bookshelves in need of pruning? Please bring gardening books in reasonable repair and participate in our "Free Book Exchange Table." Even the gardening magazines were snatched up last year!**

## PLANT AMBASSADORS/PLANT SALE HOTTIES

By Audrey Gabel

Welcome to the final article related to the Plant Sale Hotties. In this edition, we'll explore annuals, pollinators, and shade plants in more detail.

These are the plant categories available for sale to enhance your understanding. For additional insights and photos, Google the plant or visit the 'Plants' section on the [Vinland Valley Nursery website](http://www.vinlandvalleynursery.com).

**Group 1 - Annuals****Plant Ambassador: Laura Hull**

**Cockscomb** *Celosia argentea* is available in a variety of colors and features tall, showy plumes ideal for cutting and drying. It can be incorporated into borders, grouped with other plants, or grown in containers. When harvested young, both its leaves and flowers are edible.

While generally resistant to pests and diseases, it may be affected by snails and slugs. The plant is also susceptible to root rot and can become invasive if not managed properly. Factors such as crowding, rain, and high humidity can cause flower rot.

Cockscomb *Celosia argentea*

**Cosmos 'Cosmic Mix'**, *Cosmos sulphureus*, is a flowering plant in the sunflower family, known as sulfur or yellow cosmos. Native to Mexico, Central America, and northern South America, it has

naturalized in parts of North and South America, Europe, Asia, and Australia. This half-hardy annual often re-sows itself for several years and blooms best in full sun, though it tolerates partial shade. The plant is drought-tolerant after germination and is rarely affected by pests or diseases.



Cosmos 'Cosmic Mix'

**Group 2 - Pollinators****Plant Ambassador: Scott Catton**

**Rudbeckia** 'American Gold Rush' is a compact, disease-resistant Black-eyed Susan with bright yellow flowers and a dark central cone, ideal for sunny borders, containers, and cut-flower arrangements. The plant blooms from midsummer through early fall, often continuing until frost, providing long-lasting color in the garden. While it thrives in full sun, it can tolerate partial shade.

prefers well-drained, average soils, ranging from dry to moist. Once established, it is drought-tolerant.

To promote a longer blooming season, remove spent flowers to stimulate further blooming and maintain a neat appearance. Divide clumps every 2–3 years in early spring if needed.



Rudbeckia

**Black Knight butterfly bush**

*Buddleia davidii*, is a spectacular summer performer with fragrant, dark violet-purple flower spikes. A fast-growing shrub that works well as a foundation shrub, an accent plant, or a background in borders. Slightly hardier than other varieties, it may die to the ground in cold winter areas but emerges vigorously in the spring. This plant attracts hummingbirds and other pollinators, it is fast-growing, deer and rabbit-resistant, and prefers a well-drained, fertile soil. Water deeply and regularly during the first growing season to establish an extensive root system. Trim spent flowers to promote continued bloom.



Black Knight butterfly bush



### Group 3 - Shade

Plant Ambassadors: Deb Kitchell and Lisa Leikam-Jones

**Columbine** 'Purple Blue', *Aquilegia x hybrida Aquilegia Earlybird 'Purple Blue'*, is a petite and adorable addition to add to your landscape, woodland gardens, or containers that blooms from early spring through the summer. Large blue and purple flowers that, when cut can last up to 2 weeks!

Columbine prefers a part-shade location and well-drained soil, reseeding beautifully and will delight with years of blossoms. Removing spent flowers before they turn to seed will prolong blooming. Columbine is deer and rabbit-resistant.



Old Glory' hosta, *Hosta 'Old Glory'*, is a striking Hosta known for its heart-shaped leaves with golden yellow centers and dark green margins. It is a vigorous grower that thrives in partial to full shade and tolerates a range of moisture conditions. The plant reaches about 14 inches tall and forms a 36-inch-wide mound, with lavender flowers emerging in mid-summer. It is a medium-sized Hosta that adds texture and beauty to shaded areas, making it a valuable addition to any garden. Hostas are exceedingly popular perennials due to their versatility in the landscape. Their subtle colors, tall flower scapes, and broad, coarse leaves fill a niche in garden designs that few other plants can achieve. Their large leaves provide excellent coverage for dying bulb foliage.

Hostas grow best in moist, well-drained, highly organic soils with a pH between 5.5 and 7.5. High-filtered or dappled sunlight is necessary for clean, healthy growth. Morning sun is tolerable and will help intensify leaf color, but hot afternoon sun is usually deadly to hostas. They are most at home in shady, woodland settings and often work well as specimen or edging plants.



# 2026 Marais des Cygnes EMG Advanced Training Calendar


Please note: Additional training will be added throughout the year as they are scheduled.

MO	DAY	TIME	# HRS	TOPIC	SPEAKER	LOCATION & NOTES
April	18	9:30-10:30am	1	Gardener's Connect: Planting with Purpose - An Intentional Approach to Plant Selection	Zachary Calloway After the Harvest then formed KC Native Landscapes in 2023	Merriam Community Center 6040 Slater, Merriam, KS 66202
April	28	6:30-7:30pm	1	Drip Irrigation for raised beds	Nancy Kalman, MdC EMG	Paola Extension Office 913 N. Pearl Street, Paola, KS 66071
May	9	9:30-10:30am	1	Gardener's Connect: Monarch, Milkweeds & Gardens	Tracy Svec	Merriam Community Center 6040 Slater, Merriam KS 66202
May	17	2:00-3:00pm	1.5	How to Convert Your Current Yard into a Butterfly Garden	Lenora Larson, MdC EMG	Vinland Valley Nursery 1606 N 600 Rd, Baldwin City KS
MdC Training Hours			Other training hours		Red text denotes new training added or updated info.	



## Ideas for Advanced Training (AT) classes?

Contact Stephanie Myers or Audrey Gabel with your suggestions!!!



The [K-State Garden Hour](#) is held at 12:00 PM on the 1st Wed. of each month. **You must register if this will be your first time joining the webinar.**

Once registered you will continue to receive emails regarding the sessions until you unsubscribe.

May 6<sup>th</sup> ~ Natives vs. Cultivars - Making Informed Choices for Your Landscape

Jun 3<sup>rd</sup> - Maximizing Garden Success with Extension Resources



The [Deep Roots Native Plant Webinars](#) (Lunch and Learn) is at 12p - every 1st and 3rd Thursday of the month. You can register for both the webinars and tours at [deeproots.org](http://deeproots.org).

May 7<sup>th</sup> - Late Spring Blooms for Your Garden (virtual walk thru the Anita B. Gorman Discovery Center.

May 21<sup>st</sup> - Gregarious Plants and Where to Put Them

**Past recordings for both the K-State Gardener Hour & Deep Roots are available online.**



# Paola Plant Sale

April 23rd, 24th & 25th - 2026

Thursday 9 a.m.-6 p.m.

Friday 9 a.m.-5 p.m.

Saturday 9 a.m.-1 p.m.

**!! Indoor shopping !!**

**Miami County Fairgrounds Building #2**

401Wallace ParkDr.

Paola, KS 66071

**Pesticide-free and Locally Grown**

Butterflyhost plants

Native plants ~ Pollinator flowers ~ Annuals

Herbs ~ Perennials ~ Hanging baskets ~ Veggies & berries

Tropicals & Succulents


Cash, Credit Cards and Checks accepted

For additional information call 913-294-4306 or visit

[www.maraisdescyignes.ksu.edu](http://www.maraisdescyignes.ksu.edu)

or follow us on Facebook at [www.facebook.com/mdcemg](https://www.facebook.com/mdcemg)

Scan for driving  
directions



to the plant sale

Sponsored by:

**K-STATE**  
Research and Extension

Master Gardeners  
Marais des Cygnes District