





Producing fruit that is not heavily damaged by pests takes planning. The most effective and economical strategy for maintaining a healthy orchard is proper site selection, watering, pruning, and cleanup. Even with the use of integrated pest management tactics such as cultural,

biological, and physical measures, insecticide and fungicide sprays may be necessary. This spray guide for peaches, nectarines, plums, and cherries is for home gardeners wanting good, but not perfect results. The table gives common chemical names of active ingredients in products

recommended for control. For trade names, days required between application and harvest, and maximum applications per year see, *Fruit Pesticides, Active Ingredients, and Labeled Fruits* (MF3431), which will be updated every year to reflect label changes.

Table 1. Spray schedule for peach, plum, and cherry trees

Growth Stage	Target Organism	Control	Comments
 Dormant – before buds swell	black knot, peach leaf curl	chlorothalonil	Spray only if either disease has been a problem in the past. For black knot, spray and prune out cankers and damaged wood. Do not apply chlorothanil after shuck split.
 Pink – just before buds open	brown rot	myclobutanil or captan	Remove fruit mummies.
 Petal fall after petals drop from blooms	brown rot, cherry leaf spot	myclobutanil or captan	If there is no fruit, there is no need to spray unless you have cherries and have had cherry leaf spot in the past.
	plum curculio	malathion, acetamiprid, or lambda-cyhalothrin	
 Shuck split – when dried skin around fruit splits and drops off	brown rot, cherry leaf spot	myclobutanil or captan	Apply every 2 weeks until 2 weeks before harvest. Spray only if fruit is present.
	plum curculio oriental fruit moth	malathion, acetamiprid, or lambda-cyhalothrin	
From shuck split until harvest	brown rot	myclobutanil or captan	Apply every 2 weeks until 2 weeks before harvest. Spray only if fruit is present.
	plum curculio, oriental fruit moth, green June beetle	malathion, acetamiprid, or lambda-cyhalothrin	

Common Stone Fruit Pests



Black knot




Peach leaf curl



Brown rot



Cherry leaf spot



Plum curculio



Oriental fruit moth



Green June beetle

Ward Upham, Horticulturist

Photo Credits

Pink stage, H.J. Larsen
Petal fall, Carroll E. Younce, USDA Agricultural Research Service
Oriental fruit moth, Lesley Ingram, Bugwood.org

K-STATE
Research and Extension

Brand names appearing in this publication are for product identification purposes only. No endorsement is intended, nor is criticism implied of similar products not mentioned.

Publications from Kansas State University are available at www.bookstore.ksre.ksu.edu

Contents of this publication may be freely reproduced for educational purposes. All other rights reserved. In each case, credit Ward Upham, *Spray Guide for Growing Stone Fruit at Home*, Kansas State University, July 2018.

Kansas State University Agricultural Experiment Station and Cooperative Extension Service

K-State Research and Extension is an equal opportunity provider and employer. Issued in furtherance of Cooperative Extension Work, Acts of May 8 and June 30, 1914, as amended. Kansas State University, County Extension Councils, Extension Districts, and United States Department of Agriculture Cooperating, J. Ernest Minton, Interim Director.

MF3430 July 2018