



K-STATE Research and Extension

MARCH 2025
www.maraisdescygnets.ksu.edu

What's Growing On.....

in the world of the Marais des Cygne Extension Master Gardeners

Paola Office: 913 N Pearl (Old KC Road), Paola, KS 66071 ~ 913-294-4306

Mound City Office: 115 S 6th St., Mound City, KS 66056 ~ 913-795-2829

INSIDE THIS ISSUE

News & Notes - Pg 2-5
Seeds for Kids flyer - Pg 6
Calendar - Pg 7
Adv. Training - Pg 8-9
Article of Interest - Pg 10
Plant sale update - Pg 11
Plant Sale Hotties - Pg 12
Plant Sale (Table layout) -
Pg 13
Plant Sale Flyer - Pg 14

ADVISORY BOARD

Chairman-Janette Everhart
Vice Chair - Carol Vandenberg
Secretary - Helen Kloepper
Treasurer - Lynn Campbell
Members at Large:
Stephanie Myers
Susan Rodgers
Rena Tedrow

MdC Vision Statement

We are recognized as a welcoming, knowledgeable, focused gardening volunteer team. We grow, communicate with, and educate our community and ourselves. We build lasting connections and friendships.

WORK DAYS

MiCo Courthouse Garden
Wednesday's, 8a - 10a

Trial Garden/Cut flower Garden
Tuesday's, 8a

LaCygne Community Garden
Wed and/or Fri 8a - 11a

Linn Co. Courthouse Garden
Tuesday's 8a

Busy, busy, busy.....

One would think that from January thru March we would be quietly resting. Not so with our mighty little group. Well before January, plans for the plant sale were already underway. You will find the flyer as well as the newly-completed-but-always-under-construction table layout included in this newsletter.

Holy smokes we have been busy! Included a few photos from some things that have occurred... Our scholarship donation to 4H for a student, the checks were delivered (late) to local food pantries--photos are included on pages 3 and 4.

Much is taking place as this newsletter is being composed. In addition to the plant sale, many of you also know that plans for the Seeds for Kids project and plans for the (2025) fall garden tour and 2026 Symposium are also underway.

During the board meeting this week, we learned that we will not be having the Trial Garden this year. While that was a shock at first, we are turning this into a positive. (See page 2).

There are several short-term projects in the works...some around the Paola area, and one in Osawatimie. More information will be provided as plans come together for those.

Plans for the Miami County Fair are in the works.

So much to do.

We, are definitely not a group that "sits on our laurels."



Spring has sprung!
Photo submitted by
Betsy Hasselquist.

Committees**Courthouse Garden**

Phyllis Benedict

Trial GardenDennise Fink-Morse,
Chet McLaughlin, Shirley New,**KSU Extension Office Garden**

Deb Kitchell

Linn County Courthouse GardenTheresa Barr,
Monica Chapman-Pickett**Advanced Training**Stacey Campbell &
Stephanie Myers**Awards Banquet**Donna Cook, Betsy Hasselquist,
Susan Thompson**Symposium - 2024**

Janette Everhart

Plant SaleSue Burns, LynnCampbell,
Lenora Larson**Garden Tour (2025)**

Susan Rodgers

Seeds for KidsBetsy Hasselquist &
Helen Kloepper**Miami County Fair**Dennise Fink-Morse, Hort. Supt.
Betsy Hasselquist, Seeds4Kids
Supt.
Bill Vandeberg, Flori. Supt.**New Recruits/Mentors**

Rena Tedrow

Other**Publicity**

Lenora Larson

Newspaper Articles

Katelyn Barthol, Extension Agt.

Social Media/newsletters

Rena Tedrow, Editor

Articles, photos, etc. to be included in the monthly EMG Newsletter should be sent to Rena at mire1108@yahoo.com by the second Thurs. of each month.

Financials...

Lynn C. is doing a GREAT job - she's been moving our financial information to QuickBooks in addition to all other treasurer responsibilities. A few people will be joining her to work on reports.

Check out the Volunteer Room!

You will not recognize it.... Natalie Hartig has been working to set up our new computer, additional monitor, mouse, keyboard, and printer/scanner. We will offer some training in May on the new computer and printer as well as the new procedure to digitize our old documents. She has also done a massive clean-up. It looks great!

On another note, related to the volunteer room... **Please do not unplug the printer!** Several times people have come into the office and found the printer unplugged. Re-connecting its software turns out to be a bit of a challenge, so please don't unplug it.

Trial Garden...hopefully next year

Due to unseen issues, there will be no Tomato or Pepper transplants from K-State this year. We are very hopeful that those issues will be resolved for next year. Will mention that K-State did offer us some tomato and pepper plant seeds for us to start, which we are taking advantage of!

Never fear...there is a plan. Chet M. and Dennise F-M attended the Board meeting (Tuesday). Chet found a bargain on seed starting trays and shared handfuls of seed packets from Baker Creek. As a result, the Trial Garden team will be redesigning the space and using some of the seeds so we can continue to provide fresh produce for the food pantry.

By-laws change proposal

The board has been working on a couple of small changes to clarify the meaning in two sections of the by-laws. The proposed revisions will be distributed prior to the April General Meeting, and we will take a general membership vote at the meeting.

Hotline starts in April!

Katelyn has sent an email with the link to schedule your time! Invite a friend, or someone you want to know better!

<https://www.signupgenius.com/go/4090D49ABAC22A6F58-55094188-2025>

Plant sale Volunteer sign-up started

Katelyn has also sent out the link to sign up for the plant sale. Get this important event in your calendar. This is such a fun time to help fellow gardeners in our extended community!

<https://www.signupgenius.com/go/4090D49ABAC22A6F58-55094196-2025>

4-H Scholarship winner... Cierra Lindsey



When looking back into my 11 years in 4-H, it has taught me so many valuable lessons along with allowing me to meet many new people. Being able to learn responsibility at a young age gives me the ability to conquer anything that comes in front of me in my future. Giving me animals to care for, learning time management, how to stick with a certain project all the way through the year, and many other daily tasks that you have even into your life outside of 4-H.

Along with the simple life skills, you also get to travel and experience the world with some of your greatest friends. One of my favorite trips was to the Denver Nationals for Horse judging. It was a different experience for the team, but for me it was seeing a different side of 4-H that not everybody gets to see. Not only is 4-H about the projects but it's also about the community that comes with it. I lost my grandma a couple of years ago due to cancer and even though it was the toughest year at the fair without her, everyone was there to support throughout the week. One of my favorite projects with her was gardening. Even though she is gone I garden in memory of her, and I have broadened my avenues in

gardening. Teaching cloverbuds about where their vegetables come from, how a plant grows, and even how they reproduce. Along with being involved with the youth, working with older generations that have more knowledge has taught me the most. It's rewarding going to work in the local community garden and running into some of the older community members that enjoy gardening as much as I do.

Not only do I learn or teach, I have also started judging the Open Class Farm and Garden in Linn County. This gives me the opportunity to show my knowledge and learn different products that I personally don't grow.

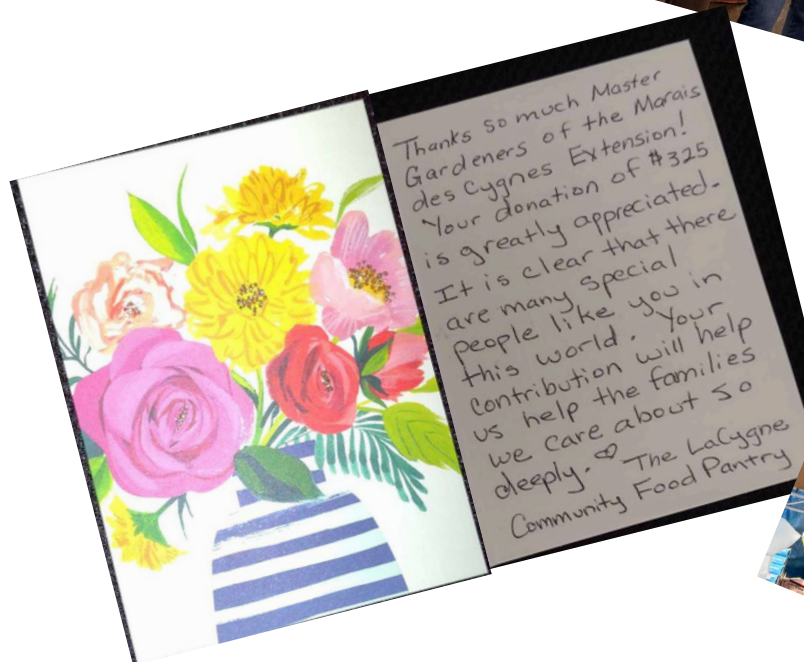
Having the sense of a family in a large community like 4-H has been one of the biggest blessings that I could ask for. Even though at the end of the day we are there to compete, the families, community members, and the volunteers that give us the opportunity to prove the work are the biggest supporters.

No matter how bad of a day that I have had, being able to go work with animals, go to meetings with young members that are eager to learn just like I was able to make the years of 4-H worth every minute of the tears, blood and sweat. I have never found a group that is as supportive even when you fail, gives you leadership opportunities, learning the community, along with gaining life long friends for ever and ever.

Within all the travels I have visited many colleges but there's just one that has caught my eye, Kansas State University. Next year, I will be attending K-State to pursue a degree of Agriculture Education with an emphasis in Horticulture.



Holiday Happiness - finally delivered (in person)....



Seeds for Kids

Betsy reported, that during the “Seed packaging marathon on Mar. 10 - We completed 400 packets with another 100 on the way. Thanks Patty and everyone who participated (or cheered from afar). We’re off to a great start.

See the Seeds for Kids flyer on the next page....



Seeds for Kids



and watching your plants grow!

Get FREE seed packets

at the following locations:

Paola Extension Office, 913 N. Pearl (Old KC Rd.) • 913-294-4306

Mound City Extension Office, 115 S. 6th St. • 913-795-2829

Master Gardeners Plant Sale, April 24-26, MiCo Fairgrounds (Paola)

Local city libraries

Events, planting demonstrations and community plots are planned!

Let's partner together to make our world a more beautiful and healthy place.

Enter your flowers and produce
at the Miami County Fair in July!

▶ **Ideas for AT for 2025?**

Do you have ideas for Advanced Training (AT) classes for this year? Call or drop Stacie Campbell and Stephanie Myers an email with your suggestion(s).

▶ **Short-term Projects**

- March 21st, 9a at the Paola Library - do some cleanup. Please bring a rakes; may also be putting down mulch.
- March 23rd, 1p at the MiCo Courthouse annex (where you vote - across from the courthouse) in Paola. Small area - we will be pulling out old bushes and mulch.

▶ **MiCo Courthouse Garden ...**

A clean up day is planned for April 2nd at 10:00a

▶ **Next Board meeting...**

April 8th at 4:00p at the Paola Extension office. **All** members are welcome to attend! If you plan to attend, please let one of the board members know. There are occasions when the meetings are conducted via Zoom due to weather, etc. We want to make sure anyone interested in attending are added to the distribution list.

▶ **2Q General meeting (right after the board meeting)...**

April 8th at 6:00pm – Social time and Baked Potato Bar provided. Please bring a salad or dessert. The meeting will begin at 7pm.

▶ **Annual Plant Sale...**

Plans continue for this year's plant sale. Mark your calendars for April--it will be a busy month! The set-up day is April 23rd from 9a-3:00p. The sale takes place on Thurs, April 24th (9a-5p), Fri, April 25th (9a-6p) and Sat April 26th from 9a-3p. Training is planned for mid-April. See page 7 for updates.

▶ **In conjunction with the Plant Sale...**

Credit goes to Michael Poss for this brilliant idea! Do you have a collection of unused gardening books languishing on your bookshelf? This is your guilt-free opportunity to streamline your garden book library by donating them to our Plant Sale. We will give away free (my favorite price) gardening books during the Plant Sale. A table will be set up near the Lucy Booth.

Please bring gardening books in reasonable repair on Wednesday 4/23 and Thursday 4/24 to donate.



ADVANCED TRAINING SCHEDULE

2025 Marais des Cygnes Extension Master Gardener Advanced Training Calendar

Note: Additional trainings will be added throughout the year as they are scheduled

MO	DAY	TIME	# HOURS	TOPIC	SPEAKER	LOCATION
Mar	22	9a - 3:15p	5	Gardener's Connect Symposium - 'Gardening for You, Family and Friends'	3 speakers, 4 presentations See website gardenersconnect.org	Rockhurst University Campus, Science Center Bldg. 515 54th & Troost entrance - KCMO Register at gardenersconnect.org \$99 registration fee
Apr	8	9a-2p	3	Deep Roots Habitat Tour	Guided?	Register for information to receive the location https://deeproots.org/habitatgardens/#hgt-info
Apr	24	7p - 8p	1	Tales from the Plant Explorer: Collecting Plants for Conservation & the Pursuit of Knowledge	Michael Dosmann, PhD	Linda hall Library (or virtual). Register: https://events.lindahall.org/talesfromtheplantexplorer
Jun	3rd or 17th	Late afternoon	Still TBD	Spring Butterfly Garden visit	Lynn Fogle former JoCo EMG	Lynn Fogle's garden 15192 W. 335th St., Paola (Note: this may be a social event depending on educational content)
Jun	6/7	9a - 4p	5	MU Extension Garden Tour	Varied	Lee's Summit area. Tickets go on sale April 1 - \$20. https://mggkc.org/our-projects/garden-tour/
Jun	21	10a	0	High Tunnel Gardening Essentials: Water, soil, and beds	Audrey Morris, MdC EMG	Three Meadows Farm 34480 Cold Water Rd. (aka Cold Water Springs Rd.), Louisburg KS
MdC Training Hours			Other training hours		Red text denotes new training added or updated info.	





The **K-State Garden Hour**, is at 12:00 PM on the 1st Wed. of each month. **You must register if this will be your first time joining the webinar.** <https://hnr.k-state.edu/extension/consumer-horticulture/garden-hour/>.

Apr 2 - Methods to Increasing Vegetable Yield * May 7 - Heat Loving Perennials for Kansas

Past recordings are available on the website.

Deep Roots Native Plant Webinars - Lunch and Learn, 12p - every 1st Thursday of the month.

Native Plants at Noon, 12:00p - every 3rd Thursday.

Mar 20 - Identifying Habitat Types in Your Home Garden * Apr 2 - Green Roof Gardens, Part II

Register for both webinars at deeptoots.org (past recordings available on website)


In the Garden

ACROSS

1. Top layer of soil.
5. Tool with a flat blade used for turning soil.
7. To trim or remove parts of a plant for better growth.
8. Small insect that feeds on plants.
9. We put these in the ground and plants grow from them.
11. Container used for carrying water or soil.
13. Long, slender invertebrate that lives in soil.
16. Tool used to dig holes.
18. Area of grass.
19. Small handheld tool used for digging.
21. Flexible tube used for watering plants.

DOWN

2. Tool with teeth used for collecting leaves.
3. Unwanted plants that compete with desired plants.
4. Green, flat structures of a plant.
6. Underground storage organ of some plants, such as a tulip.
10. Break up and turn over soil with a tool.
12. Decomposed organic matter used to enrich soil.
14. Colorful and fragrant part of a plant.



15. Protective gear worn on the hands while gardening.

17. Organic material used to cover the soil surface.

20. Precipitation from the sky.

These...
are your answers ...

Aphid	Leaves
Bucket	Mulch
Bulb	Prune
Compost	Rain
Dig	Rake
Dirt	Seeds
Flower	Shovel
Gloves	Trowel
Hoe	Weeds
Hose	Worm
Lawn	



Upcoming class in June

Extending the Growing Season: Greenhouses, High Tunnels, Hoop Houses, and Low Tunnels... Which One is Right for You?

Audrey Morris, MdC EMG

Four types of structures provide seasonal extensions or even year-round conditions for crop growing. An explanation of the differences between them will help you decide which structure will best meet your goals.

Greenhouses regulate temperature and humidity within the structure by using heating systems, ventilation, and watering systems. Various types of greenhouses exist, but they all feature large areas covered with transparent materials allowing sunlight to enter while blocking heat. The most common materials used for modern greenhouses include polycarbonate, polyethylene plastic, and glass. The temperature inside a greenhouse increases during sunlight hours providing a sheltered environment for plants to thrive even in colder weather. The terms "greenhouse," "glasshouse," and "hothouse" are often used interchangeably, although the specific term can depend on the materials and heating systems used.

High tunnels are typically unheated structures that resemble greenhouses. They consist of a curved or peaked metal frame covered in heavy plastic to protect crops. High tunnels are often large enough to accommodate vehicles, such as tractors. However, they rely on sunlight for warmth in winter and breezes for cooling in summer. High tunnels are more cost-efficient and come in various sizes extending the growing season by as much as 30 days in both Spring and Fall. Some cold-hardy vegetables can even be grown year-round.

Hoop houses are smaller and simpler structures making it easy and affordable to build. It consists of a single sweeping curved pipe used to create each truss or bow and can be placed directly on the ground or elevated on supports. Hoop houses provide good ventilation and light transmission suitable for both heat-loving and cold-tolerant crops. However, they do not offer as much protection from the elements as greenhouses or high tunnels.



Figure 1

Low tunnels are structures built just high enough to cover the plant canopy. It typically consists of thin clear plastic (usually 4 mil or less) supported by wire or pipe frames, forming a tunnel shape. When used alone, low tunnels can increase the air temperature around the plants by 5 to 15 °F or more on sunny days, although the increase in nighttime temperature is minimal. Low tunnels can be combined with a high tunnel. When both are used together (Figure 1) the nighttime air temperature under the low tunnel can be 3 to 5 °F higher than that of the high tunnel alone. Depending on the design, low tunnel ventilation can be achieved by lifting one or both sides or by completely removing it.

Whether you choose a greenhouse, high tunnel, hoop house, or low tunnel, all are well-suited for extending your growing season. This allows you to start growing plants in early spring and/or surviving into late fall. The increased crop yield by extending your growing season often outweighs the setup and maintenance costs of these structures. If you are growing for a small family, you'll want to consider expenses carefully, but growing your own food can still save money on groceries and provide a cost-effective way to feed a larger family. And fresh produce tastes so much better!

	Greenhouse	High Tunnel	Hoophouse	Low Tunnel
Best for	Year-round	Most space	Smaller, flexible	Smallest most flexible
Durability	Most	Less	Less	Temporary's
Lighting	Most Sunlight	80%	80%	80%
Ease of building	Complex	Less involved	Easy	Easiest
Shape	Gothic, with arched ceiling	Gothic, peaked or rounded	Usually rounded	Usually rounded
Cost	\$\$\$\$\$	\$\$\$	\$\$	\$

2025 Plant Sale Update - Lenor Larson, Co-chair

Set-up: April 23rd. Sale 24th - 26th, MiCo Fairgrounds, 401 Wallace Park Dr., Paola, Bldg #2

Planning the 2025 Plant Sale by the 3 Co-chairs continues on track. Katelyn has finalized the staffing via Sign-up Genius and will be posting soon.

Table Layout

Kudos to Rena who has successfully shrunk a parking lot into Bldg #2. (See pg) This necessitated a change in the Group's number and placement on our tables and for the greenhouse at Vinland, but we are flexible! We are redesigning the tally cards, increasing the size and printing on card stock.

Lynn is arranging for pickup of our tables - they are being stored at Billie's and Chet's and Shirley's. We will need help, i.e., EMGs with SUVs, early Wednesday morning to transport our supplies stored at the Extension Office. This includes "the Lucy Booth", signs, Pot/Pricing Displays and items like carts and shelves. We'll also need some volunteers to place our road signs and banners on Wednesday.

Marketing:

The March Ad and Article were published in the *Kansas City Gardener*. The April ad and article have been emailed to KCG. I did a presentation to the Idalia Butterfly Society meeting on March 8, and distributed fliers. It has also been posted on the Idalia Facebook page and emailed to both of our area Master Naturalist programs. Katelyn will email the flier to other EMG programs, and I'll email it to area garden clubs this month with follow-up emails and texts to gardening friends. We'll also organize volunteers to drop off fliers to MiCo and LinCo businesses. Internal marketing: The last Plant Sale Hotties will appear in our April Newsletter.

Rena is posting on our Facebook page. PLEASE, follow the page if you haven't already - <https://www.facebook.com/mdcemg> and share each time Rena posts. Katelyn has added the information to the website: <http://www.maraisdescygnnes.ksu.edu>. Scroll down & select the 'Lawn & Garden' option - it will take you to a list and you will see a link for the 'MdC Gardeners on Facebook' that takes you to the FB page.

Do you have ideas for other Outreach sources for marketing? We'd love to hear from you!

Plant Ambassadors

With the finalization of the table layout and Tally cards, communicating with our PAs is a priority. I plan to customize a training based on their requests. And we'll do a general Plant Sale training that address cashier issues and downloading the final PDF Plant List to smart Phones. . Note: the final plant list will not be available until Tuesday, April 22 because the final decisions are made during loading at VVN. Amy doesn't send any ugly plants!

Next Steps

- Rena will share the table set-up so we can familiarize ourselves with the layout
- The final Tally sheet with pots/prices and Plant Groups will be printed.
- We'll determine training needs for the Plant Ambassadors, cashiers and other helpers
- Sign-up Genius staffing posted
- Training will be scheduled by mid-April for all volunteers, especially the cashiers and PAs



VVN built two new hoop houses this winter - one is dedicated to our plants. This will make tracking and loading much more efficient.

Plant Sale Hotties.....

Lenora Larson

Members of the Plant Sale Committee and staff from Vinland Valley Nursery have been introducing you to some of our favorites that will be available at the Plant Sale. For more information and additional photographs, Google the plant or click on the Plants Section in the Vinland Valley Nursery website - <https://vinlandvalleynursery.com/>.

Group 4, Medicinal and Culinary Herbs

An "herb" refers to any plant used for flavoring or medications or even pest control. Most have strong aromas due to the essential oils in their flowers, leaves, stems or bark. They may be annuals, perennials, trees or shrubs. Most require full sun and well-drained soil. Plant Ambassador Audrey Gabel grows and sells herbs from her high tunnel and raised beds for both culinary and medicinal applications. She'll be on our 2025 Garden Tour, so come in September to see an herb farm in action!

Comfrey, *Symphytum officinale* was chosen as a favorite by both Audrey and Amy. My own Comfrey patch is 43 years old! Dried Comfrey was my dairy goats' favorite daily treat and Audrey feeds fresh comfrey to her chickens. Allow plenty of room when you start your patch because the coarse hairy stems and leaves occupy a large space, but fortunately it doesn't spread. Comfrey contains high levels of potassium and nitrogen, making it an excellent mulch and compost. As a member of the Borage family, its beautiful lavender flowers attract masses of bees. **WARNING:** Comfrey is no longer recommended for human use as a tonic or salve because of liver toxicity. Use as a food, anti-inflammatory or wound dressing should be limited to livestock.



Comfrey has many uses including feed and medicine for livestock and as a mulch or compost in the garden.

Genovese Basil, *Ocimum basilicum* 'Genovase'. Basils are among the most popular culinary herbs with at least 35 species and over 200 cultivars. Genovese Basil, AKA "Sweet Basil" is considered by many to be the best choice for pesto and other Italian cuisine, not only for its spicy anise flavor but for the large-sized leaves. Audrey also hangs bunches as an air freshener in her chicken coop! It's one of the easiest herbs to grow from seed and is treated as an annual north of zone 10. Pinch off flowers and frequently harvest for the best flavor. Unlike many herbs, it is not drought-tolerant and requires regular watering.



Genovese Basil is a preferred culinary herb. For Italian and Thai foods.

Stevia 'Sugar Love' *Stevia rebaudiana*, AKA "Candy Leaf" contains compounds that are 200 to 300 times sweeter than sucrose with zero calories and no impact on insulin production. It has long been used as a sweetener in its native South America but was initially banned in the US and Europe as potentially carcinogenic. Further studies have proven its safety but the raw leaves are not approved by the FDA, which allows only pure, commercially-produced extracts to be used in food products. Kansas home gardeners grow it as an annual, often in containers since it prefers loose sandy soil. Full sun, moist soil and frequent fertilizer complete its requirements. Audrey dries and grinds the leaves and uses them sparingly to sweeten teas and hot cocoa.



Stevia provides natural sweetness with no calories!

AMY'S CHOICE...

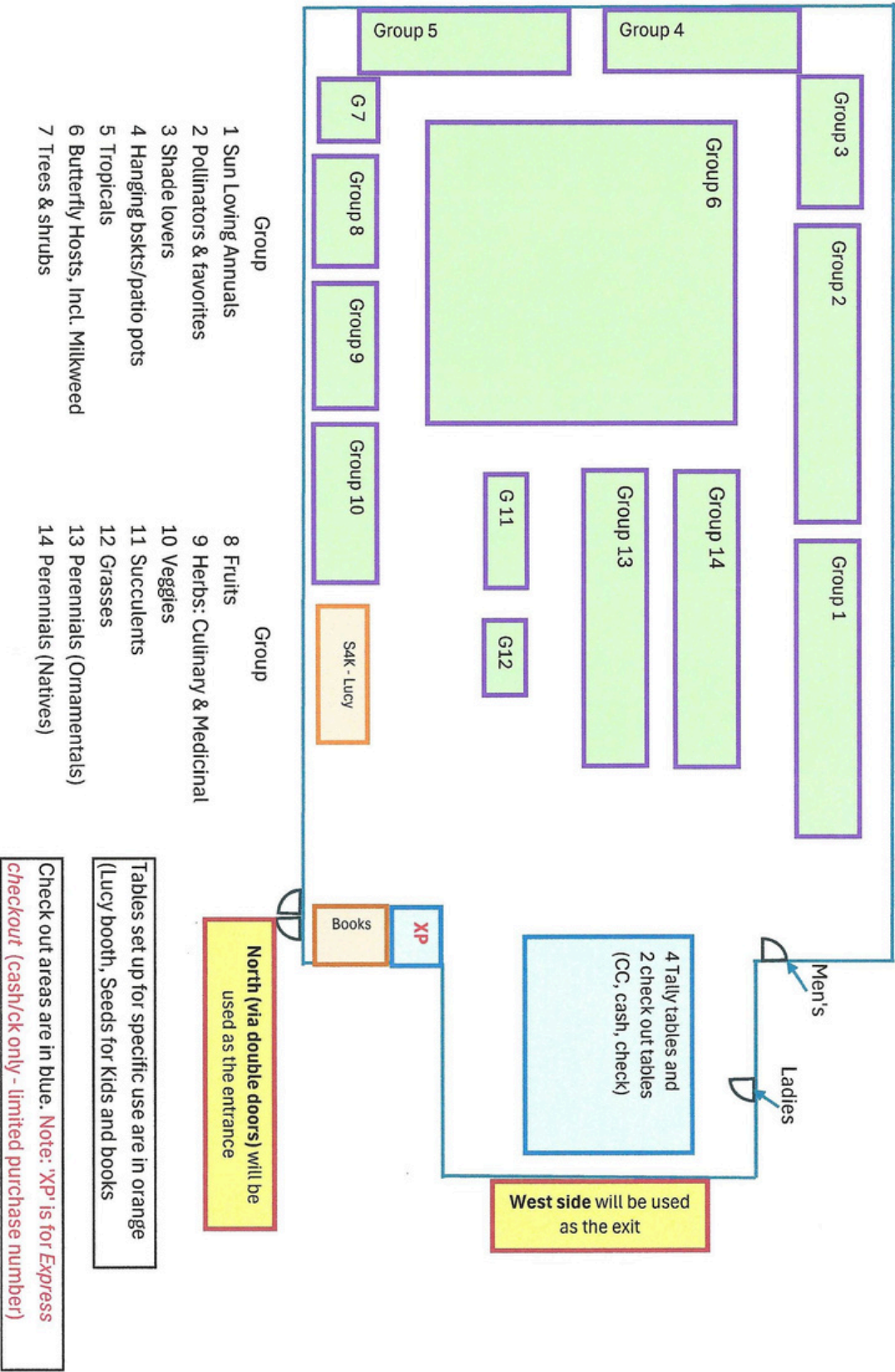
Herbs are another Vinland Valley Nursery specialty. With over 50 species and varieties to choose from, Amy selected her other favorite herb because she has 7 cats.

Catnip, *Nepeta cataria*, a perennial native to Europe and Asia, has naturalized across North America. Alert gardeners will recognize its genus name because you know another *Nepeta*, *N. fassenii*, AKA Catmint, which is an essential flowering plant in sunny Kansas gardens. Unfortunately, Catnip has dingy white flowers on sprawling, weedy plants and can be invasive. Ironically, humans brew a calming bedtime tea from Catnip, while it may have the opposite effect on cats. Many felines become intoxicated and may even hallucinate when they smell or eat the herb. Despite this, veterinarians declare that it is safe for our pets and can be used as a treat for the kitty and entertainment for its owner.



Catnip is in the mint family and much appreciated by pollinators.

2025 Plant sale layout - this for reference only for locations of plant groupings





NEW
LOCATION!!

**Miami County Fairgrounds
Building #2**

401 Wallace Park Dr. 🌸 Paola, KS 66071

INDOOR
SHOPPING!!

Pesticide-free and Locally Grown

🦋 Butterfly host plants 🌸 Native plants 🌸 Annuals
🐝 Pollinator flowers 🌿 Herbs 🌻 Perennials 🌳 Trees
🧺 Hanging baskets 🍇 Veggies & berries
🌵 Succulents

Cash, Credit Cards and Checks accepted

Scan here



for driving directions

For additional information call 913-294-4306

visit www.maraisdescyignes.ksu.edu

or follow us on www.facebook.com/mdcemg

Sponsored by:

K-STATE
Research and Extension

Master Gardeners
Marais des Cygnes District