

Photography Members

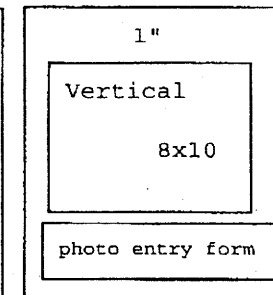
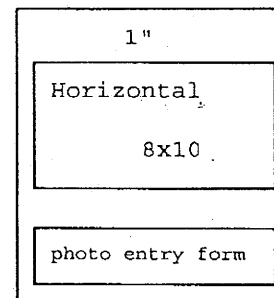
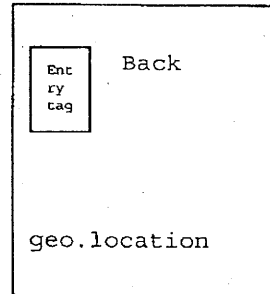
Complete information on photography is located in the Miami County Fair Book. If you need more photo labels or mount board, please stop by the Extension Office. Mount board is \$1.00 per sheet. Make sure you are using the mount board that is 11x12 1/2 inches and you mount the photo one inch from the top of the narrow dimension. Mount on the lightest side of the board. The texture of the board is not relevant, and is a personal decision. Correct mounting--- top and sides ---is one of the most important elements.

Please place exhibit in photo bag. Photo bags are available at the Extension Office for \$0.25 per bag. **DO NOT SEAL THE PHOTO BAG.**

Miami County Fair Photography Mounting and ID Card

1. Use the illustration below as a guide for correct photo and ID placement. Photos are mounted 1" from the top and then equal distance from each side. Make sure you have the new mat board size.
2. Only spray adhesives designed for permanent photography mounting are permitted.
3. Be sure to check the size of the print before mounting. To go on to KSF, photos must be not smaller than 7" x 9", and no larger than 8" X 10". All white from the border must be cut off.
4. Exhibits improperly mounted will have their ribbon placing lowered one place.
5. Fill out the ID Card, cut off and attach to the photo mount. Use 1" wide masking tape--fold tape around edge of mount.
6. Tape the entry tag on the back of the mount using the top edge and using masking tape.
7. The last block of the ID card may not be used.
8. Read the rules in the fair book for photos that are not enlarged. Photos need to be mounted 1 inch from the top and equal distance from the sides.
9. For computer enhance or manipulated photo--provide a 4" X 6" or smaller original photo in an envelope--taped on the sides and bottom, with the flap facing the open side--to the back of the mount.
10. For all Photos write the following information on the back--bottom left:

Geographical location of the photo: (Rural County/City/State etc)
 Miami County:
 Your Name:
 Address:
 City/State/Zip



These samples are for 8"x10", but photo can be as small as 7"x9"

More forms available on-line or from the Mi. Co. Extension Office.

| | | | | |
|-------------------|--|-------|--|-------------------|
| tape to mt. | Name _____ County _____ Class _____ Photo Title _____ | Award | | tape to mt. |
| tape to mt. | Name _____ County _____ Class _____ Photo Title _____ | Award | | tape to mt. |