

The Miami County Fair and Rodeo

*The Best memories
are made at the fair!*



July 18 to July 25, 2026

www.miamicountykansasfair.com

Facebook: Miami County Fair

913.285.0184

Index

General Information

- Miami County Fair Board of Directors – pg. 3
- 2025 Auction Supporters – pg. 4
- Paola Rotary Club Parade – pg. 6
- Fair Schedule – pg. 8-10
- General Rules and Regulations/ Health Requirements - pg. 11-12

Open Departments

- Agriculture – pg. 13
- Bucket Calf – pg. 18
- Dairy Goat – pg. 22
- Educational Booth – pg. 23
- Farm Mechanics – pg. 23
- Horticulture – pg. 39
- Ladies & Shepherd's Lead – pg. 42
- Poultry / Pigeons & Doves – pg. 47

Open Class Exhibits

- Antiques – pg. 14
- Art – pg. 15
- Ceramics, Porcelain, China – pg. 18
- Crafts – pg. 19
- Fiber Arts – pg. 23
- Floriculture – pg. 25
- Foods – pg. 33
- Food Preservation – pg. 29
- Youth Baking Contest – pg.35
- King Arthur Baking Contest-Adult – pg. 38
- Photography – pg. 43
- Quilting – pg. 49
- Seeds for Kids – pg. 54
- Woodworking – pg. 55

Special Open Classes

- Kiddie Tractor Pull – pg. 57
- Mutton Bustin – pg. 57

General Regulations – 4H & FFA – pg. 58 - 59

- Market Animal Sale/Project Auction – pg. 60 - 61

4H & FFA Departments

- Ag Mechanics/Welding– pg. 62
- Agromony – pg. 64
- Astronomy – pg. 65
- Beef – pg. 66
- Bicycle – pg. 68
- Booths & Banners – pg. 68
- Bucket Calf – pg. 69
- Building Block Engineering – pg. 70
- Dairy Cattle – pg. 72
- Dog & Dog Agility – pg. 74

Electric – pg. 75
Entomology – pg. 77
Entomology Judging Contest – pg. 122
Consumer Science Skillathon – pg. 122
Fashion Revue – pg. 81
FFA Farm Mechanics/Welding – pg. 63
Fiber Arts – pg. 82
Fishing Skillathon – pg. 83
Floriculture – pg. 83
Forestry – pg. 87
Food and Nutrition – pg. 84
Food Preservation – pg. 85
Geology – pg. 89
Goat-Dairy – pg. 73
Goat-Meat – pg. 96
Horse – pg. 91
Horticulture – pg. 93
Horticulture Skillathon – pg. 122
Interior Design & Architecture – pg. 94
Livestock Judging Contest – pg. 123
Miscellaneous – pg. 98
Performing Arts – pg. 99
Pet – pg. 99
Photography – pg. 100
Photography Judging Contest – pg. 123
Pigeons & Doves, Poultry – pg. 103
Rabbit – pg. 105
Reading – pg. 107
Robotics – pg. 107
Rocketry – pg. 108
Sewing & Textile Design – pg. 110
Sheep – pg. 112
Shooting Sports – pg. 113
Shopping in Style – pg. 115
Small Engines – pg. 116
Swine – pg. 117
Visual Arts – pg. 118
Wildlife – pg. 119
Woodworking – pg. 121

Special 4-H Classes

Round Robin – pg. 124
Cloverbud Show & Share – pg. 71

Miami County Fair Board of Directors
PO Box 451 ~ 401 Wallace Drive Paola, Ks 66071
www.miamicountykansasfair.com

President, Colby Reed
Vice President, Kyle Nelson
Secretary, Emily McCrea ~ Assistant Secretary, KaCasy Smotherman
Treasurer, Barb Fisher ~ Assistant Treasurer, Cathy Clayton
At Large Member, John Scherman

Board Members

Term Expire 09/30/2026
John Bueker, Bucky Russell, Barb Fisher, Lloyd McCrea, Loren McCrea
Cathy Clayton, Kevin Hightower

Term Expire 9/30/2027
Kyle Nelson, John Scherman, Jake Gainer, John Menefee, Dan Hensly
Marcela Egea, Colby Reed

Term Expire 09/30/2028
Emily McCrea, Tim Cannon, Kaylee Hurt, Adam Ward, Jason Hickman,
Jerry Grandon, KaCasy Smotherman

Advisory Board

Max Menefee, Beckie Dysart, Quinton Ford, Dennis Fenoughty
Bobbie Jo Debrick, Laurie Swicegood, Tracy Bueker, Bob Bowden
Carrie Vohs, Lindsay Harrison, Steve Cutshaw


Honorary Board Members

Sharon Wise
George and Mary Lynn Hickman

2025 Project and Livestock Auction

Buyers

Jeremy Alexander ~ Aquatic Ecosystem Consultants ~ Aust Land and Cattle
Beachner Grain ~ Bell Excavating ~ Bell Farms ~ Blue Heron Plumbing LLC
Brown Family Farms ~ Circle C Café ~ Citizens State Bank ~ Cloverleaf, Inc
Cornerstone Bank ~ Tricia Culbertson ~ D & S Brown
Diamond S Insurance ~ Justin & Autumn Diehm ~ Doug Shane Senator
Downey Brook Farm ~ Lee Driver ~ East Kansas Agri Energy
Edward Jones Investment ~ Edward Jones-Paola ~ Elliott Insurance Group
Wade Enman ~ Ewalt Family ~ Extreme Restoration ~ Family Center
First National Bank of Louisburg ~ First Option Bank ~ First Security Bank
Foote Cattle Company ~ Gary Hosack Crown Realty ~ Golden Plains Agency
Grandon Farms, Lsb ~ Hager Cabling Solutions ~ Chance Hastings
Hendrickson Farms ~ Holly & Joe Hewer ~ Kevin & Kim Hightower
Holland Farms ~ Hoosier Lawn Care ~ Integrity Plumbing Solutions
J & R Ranch ~ Jason Eastland Crown Realty ~ KCD
Steve Cutshaw Keller William Realty ~ Larsen McDonald Roofing
LSX Construction LLC ~ Ethan & Madison McDonald ~ McKoon Ranch
Matt & Jennifer Meek ~ Mello Farms ~ Mid-American Hydraulic Repair
Duane Miller ~ Crystal Moyer ~ Brandon Moylan ~ Mustang Seed
Clem & Allison Neely ~ Neis Brothers Farms ~ Mark & Karen Nelson
NorCoast Crop Insurance ~ Olympia Claims ~ Ozark Ready Mix
Panther Lube & Tire ~ Paola Livestock Auction, Inc ~ Peckman Farms
People Services ~ R & R Cattle ~ Ram's Trucking ~ Rawhide Portable Corral
Brian Redding ~ Steven Reed ~ Ridgeline Power Group
Rockin' R Trucking ~ Ron Stricker Auction ~ Stacey & Tyler Roth
Grady & Madeline Schuster ~ Security Bank of Kansas City ~ SEK Genetics
Shay Equipment ~ Silver Lining Herefords ~ Adrienne Slaughter
Charlotte Stuart ~ Sunrayz Salon ~ TNT Farms ~ Valley R Argi Services
Wellsville Animal Hospital ~ Lyle & Rita Wobker ~ Ann Yackle



PROUD SPONSOR OF THE

MIAMI COUNTY FAIR

Locally Owned and Operated

30,000 Cattle Marketed Annually

Sale Every Friday 1pm ~ 913.294.3335

For Farm Visits or Trucking Arrangements:

Maurie Bourquin 913.294.43484

Josh Bourquin 913.731.4240

78th
Paola Rotary Club
Parade

Miami County Fair

www.paolarotaryclub.org

Wednesday, July 23, 2025~ 7 p.m.

Parade sponsored by Paola Rotary Club

Theme for this year's parade is:

“Create Lasting Impact”

Float entries should conform to the above theme.

All entries will need to be completed on the Paola Rotary Club's website:

www.paolarotaryclub.org

By Wednesday July 15, 2026

All prizes will be awarded as judged before the parade.

Parade assembles on Peoria Street.

Route of parade: City Hall west to Silver Street, south to Wea Street, east to Pearl Street, South to Osage Street, east to Wallace Park Entrance.

Line-up information can be found on the Rotary's website.

Contact information: Ty McBride ~ 913.731.7077 / tmcbride@kumc.edu

We are
MORE 
than just a Print Shop...
We are your Neighbor!

Custom Wedding Invitations & Accessories, Birthday Cards
& Invites, Anniversary Invitations, Business Cards, Letterhead,
Envelopes, NCR Forms, Logos, Note Pads, EDDM Mailers, Banners,
Brochures, Signs, Invitations, Calendars, Single Color to Full Color,
Magnets, Raised Printing, Calendars, Post Cards, Graphic Design,
Booklets, T-Shirts, Hats, Napkins, & MUCH MUCH MORE

Niffie Printing Inc.

Full Service Print Provider With You In Mind

111 West Johnson
www.niffieprintinginc.com Like us on  NiffiePrintingInc
niffieprinting99@yahoo.com **913.592.3040**



Family Center
FARM & HOME
FCfarmandhome.com

Est. 1965

Your Everything Store!  

WELCOME to the
Miami County Fair
& GOOD LUCK to
all the Participants!

Visit us in Paola at 808 Baptiste Drive!

Fair Schedule

Saturday, July 11

8:00-8:30 a.m. 4-H Dog Show Registration
9:00 a.m. 4-H Dog Show
9:00 a.m. 4-H Shooting Sports - Shotgun – Hilldale Range

Sunday, July 12

8:00 a.m. Open Horse Show Registration
9:00 a.m. Open Horse Show
1:00 p.m. 4-H Shooting Sports – Archery – Fairgrounds

Monday, July 13

9:00 a.m. 4-H Fashion Revue Judging, First Baptist Church-Paola

Wednesday, July 15

6:00 p.m. 4-H Shooting Sports – Air Rifle – Bldg. #3

Thursday, July 16

6:00 p.m. 4-H Shooting Sports – BB – Bldg. #3

Saturday, July 18

8:00-8:30 a.m. 4-H Pet Show Check-in – Bldg #6
8:00-9:00 a.m. 4-H Fishing Skillathon Check-in – Bldg #2
8:30 a.m. 4-H Pet Show – Bldg #6
9:00 a.m.-12 p.m. .. Fairgrounds Clean-up & Set-up
1:00 p.m. 4-H Fishing Skillathon Contest – Bldg #2
2:00-3:00 p.m. 4-H Bicycle – Bldg #2
5:00 p.m. Barnyard Olympics – Bldg #5

Sunday, July 19

3:00 p.m. 4-H/FFA Horse Show Check-in – Rodeo Arena
4:00 p.m. 4-H/FFA Horse Show – Rodeo Arena

Monday, July 20

8:00-11:30 a.m. 4-H Visual Arts, Foods, & Photography Entry & Judging – Bldg #2
8:00-9:00 a.m. 4-H Favorite Foods Entry Set-up – Bldg #2
8:00-11:00 a.m. 4-H & Open Class Poultry Check-in – Bldg #7
1:00-3:00 p.m. 4-H Sewing & Textile Design, 4-H Shopping with Style, 4-H Interior Design & Architecture & 4-H Fiber Arts Entry & Judging – Bldg #2
2:00-3:00 p.m. 4-H Consumer Judging Contest, 4-H Entomology Judging Contest, 4-H Photography Judging Contest, Horticulture ID Contest – Bldg #4
3:00 p.m. Kiddie Tractor Pull Registration -Bldg #5
3:15 p.m. Southwest Dairy Mobile Classroom Milking Demonstration
4:00 p.m. Kiddie Tractor Pull – Sanctioned – Sponsored by the Miami County Farm Bureau – Ages 4-12 Individual competition – Bldg #5
Awards for 1st, 2nd, & 3rd in each age division, winner advance to KS State Fair.
5:00-7:00 p.m. Rabbit check-in – Bldg #6
5:30-6:00 p.m. King Arthur Baking Contest Pie Entry – Bldg #2
6:00 p.m. King Arthur Baking Contest Judging & Pie Auction – Bldg #2
7:00 p.m. Public 4-H Fashion Revue – Bldg #4
10:00 p.m. Exhibit Buildings Close

Tuesday, July 21

- 7:00 a.m. 4-H/FFA Swine must be on grounds & check in
- 7:00-8:30a.m. 4-H/FFA Sheep & Meat Goats & Dairy Goats (if stalling) Vet Check
(in North parking lot)
- 7:30-9:00 a.m. 4-H Rabbit Check-in – Bldg #6
- 7:30a.m. 4-H/FFA Livestock weigh-in begins
..... **Order: Swine, Beef, Sheep & Meat Goats, Bucket Calves** (if
bucket calves want to weigh)
- 8:30-11:30 a.m. 4-H Ag Mech, FFA Farm Mech, 4-H Astronomy, 4-H Building
Block Eng., 4-H Electric, 4-H Entomology, 4-H Forestry, 4-H
Geology, 4-H Miscellaneous, 4-H Reading, 4-H Robotics, 4-H
Rocketry, 4-H Small Engines, 4-H Wildlife, & 4-H Woodworking –
Entry & Conference Judging – Bldg #2
- 8:30-11:30 a.m. 4-H & Open Class Booths & Banners Entry – Bldg #3
- 8:30-11:30 a.m. 4-H Agronomy, 4-H Floriculture & 4-H Horticulture Entry &
Conference Judging – Bldg #3
- 9:00 a.m. 4-H/FFA Beef & Dairy Cattle (if stalling) must be on grounds &
checked in.
- 9:00 a.m. 4-H Poultry Showmanship – Bldg #7
- 9:00 a.m. 4-H Poultry & Pigeon/Dove & Open Class Poultry judging – Bldg #7
- 9:30-11:30 a.m. 4-H Performing Arts Entry and Judging – Bldg #2
- 10:00 a.m. 4-H & Open Class Bucket Calves (if stalling) must be on grounds &
checked in
- 10:00 a.m. All Livestock must be weight in
- 11:30 a.m. Superintendent's Luncheon provided by Paola Rotary Club
- 1:00 p.m. 4-H & Open Class Booths & Banner Judging – Bldg #3
- 1:30 p.m. 4-H Cloverbud entry & judging – Bldg #2
- 4:30 p.m. Ladies & Shepherd's Lead Entry – Bldg #5
- 5:00 p.m. Ladies & Shepherd's Lead Show – Bldg #5
- 6:00 p.m. 4-H/FFA Sheep Show – Bldg #5
- 6:00-8:00 p.m. Open Class Exhibits Entry – Bldg #2, Bldg #3, Bldg #4
- 7:00 p.m. 4-H/FFA Meat Goat Show – Bldg #5
- 7:00-8:00 p.m. Free Entertainment
- 10:00 p.m. Exhibit Buildings Close

Wednesday, July 22

- 7:30 a.m. 4-H/FFA Dairy Cattle Check-in (if not stalling)
- 7:30 a.m. 4-H/FFA & Open Class Dairy Goat Check-in
- 8:00 a.m. 4-H/FFA Dairy Cattle Show followed the 4-H/FFA Dairy Goat Show
followed by Open Dairy Goat Show – Bldg #5
- 8:00 a.m. 4-H Rabbit Judging & Showmanship – Bldg #6
- 8:00-11:30 a.m. Open Class Exhibits Entry – Bldg #2, Bldg #3, Bldg #4
- 8:30 a.m. 4-H & Open Bucket Calf Interviews – Bldg #2
- 8:00–8:30 a.m. Open Class Bucket Calf Check-in (if not stalling) – Bldg #5
- 10:00 a.m. 4-H Class Bucket Calf Show followed by Open Class Bucket Calf
Show – Bldg #5
- 1:00-5:00 p.m. Open Class Exhibits Judging
- 6:00-10:00 p.m. Carnival – Wallace Park
- 7:00 p.m. Rotary Fair Parade
- 7:30 p.m. Ice Cream Social
- 8:00 p.m. Family Fair Scavenger Hunt
- 8:00 p.m. Dog Agility Exhibition - Bldg #5
- 8:00 p.m. Draft Horse Pull – Donations appreciated!
- 10:00 p.m. Exhibit Buildings Close

Thursday, July 23

- 8:00 a.m. Frontier Farm Credit Juice & Donuts – Bldg #5
- 8:00 a.m. 4-H/FFA Swine Show – Bldg #5
- 6:00 p.m. 4-H/FFA Beef Show – Bldg #5
- 6:00-10:00 p.m..... Carnival – Wallace Park
- 7:00 p.m. Fair Sweetheart, Princess & Queen Crowning
- 7:00 p.m. Mutton Bustin’ – Rodeo Arena
- 10:00 p.m. Project & Livestock Auction Forms Due to Superintendents or Fair Office
- 10:00 p.m. Exhibit Buildings Close

AUCTION FORMS DUE BY 10 p.m. THURSDAY!

Friday, July 24

- 9:00 a.m. 4-H/FFA Livestock Judging Contest Registration – Bldg #5
- 9:30 a.m. 4-H/FFA Livestock Judging Contest – Bldg #5
- 6:00 p.m. Round Robin Showmanship – Bldg #5
- 6:00-10:00 p.m..... Carnival – Wallace Park
- 7:30 p.m. Miami County Fair Rodeo – Grand River Rodeo Co. – Rodeo Arena
- 10:00 p.m. Exhibit Buildings Close
- 10:00p.m.....All Non-Auction Livestock (rabbits & poultry included) may be released. (Open and 4-H)

Saturday, July 25

- 8:00 a.m. Buyer Breakfast – Chris Cakes – Bldg #5
- 9:00 a.m. 4-H/FFA Project & Livestock Sale – Bldg #5
- 1:00pm..... Exhibit release (Static, Open and 4-H)
- 2:00pm.....4-H Clubs clean assigned areas
- 3:30-5:30pm.....Premiums (or after fairgrounds cleaned)
- 6:00-10:00 p.m..... Carnival – Wallace Park
- 7:30 p.m. Miami County Fair Rodeo – Grand River Rodeo Co. – Rodeo Arena

All Exhibits that are not picked up on
Saturday, July 25th, will be forfeited.

If you cannot pick up your exhibit, please make arrangements
with someone to pick it up in your place.

Camping at the Fairgrounds

Quiet Hours: Midnight to 7 a.m.

Spaces will be reserved on a first-come basis. To reserve your space,
see camping at <https://miamicountykansasfair.com/>

General Rules & Regulations

Prescribed by the Board of Directors of the Miami County Fair Association for application in connection with the operations of all departments of the Fair.

Online Pre-Entry Deadline: July 1st – All Departments

Pre-Entry Website: <https://www.maraisdescygn.es.k-state.edu/fair-info/miami-county-fair/>



All Exhibits/Exhibitors are subject to the following rules:

1. The officers and Board of Directors shall have charge and control of the Fairgrounds during the fair and shall be the supreme authority in the conduct of the fair. Extension Staff in cooperation with the Fair Board will be in full control of departments over which they are appointed and commissioned. The management reserves the right to amend and add to these rules as they may deem advisable. In a conflict of general and special rules, the latter will have precedence. Any person who violates any of the rules will forfeit all privileges and premiums.
2. Competition is open to all, regardless of residence. There will be no entry fee for exhibits and admission to all exhibits will be free to the public.
3. All departments are open classes except the 4-H & FFA departments which are limited to members of Miami County 4-H Clubs and FFA Chapters, who are between the ages of 7-18 before January 1, 2026. Marital status does not affect eligibility.
4. Judging in all classes will be by competent, impartial, and experienced judges. No person will be permitted to approach the judges while judging is in progress.
5. Entries **MUST** be the property of the exhibitor and entered in his or her name. All entries must be filed with the head of the departments and in place by the time specified in department rules. **Only one premium per entry is awarded.**
6. New classes will be added if 5 like items are entered in the same age group.
7. In classes where there is no competition, the entry will be judged on its own merits and placed accordingly.
8. Decisions of the judges will be final.
9. Where no rules cover the situation, the secretary will ask the board to make a rule and define its application to the situation.
10. **NO SMOKING IN THE FAIR BUILDINGS!**
11. No alcohol/open containers are permitted on the fairgrounds, unless in the designated beer garden area.
12. All exhibits must be on the fairgrounds and animals in their stalls by the designated entry time listed in the fair book.
13. Livestock exhibitors must be on hand to show their livestock.
14. Exhibits remain the property of the exhibitor and should be reclaimed at the close of the Fair.
15. **Livestock animals that are not sold in the market sale or shipped at base bid. will be released at 10:00pm on Friday, July 24, 2026 OR after the conclusion of the Project/Livestock Auctions on Saturday, July 25, 2026. No animals will be released Saturday morning during the Livestock & Project Auctions. This includes Beef, Sheep, Swine, Goats, Poultry and Rabbits. Note: Incoming trailer traffic at the start of the fair – North to south on the east side of the tie barn. Friday night/Saturday afternoon load-out traffic going home – south to north on the east side of the tie barn. Barns need to be clean. Premiums will be forfeited if the exhibit is taken before release time.**

16. Every animal and article on the grounds shall be under the general control of the organization during the Fair. All exhibits at the Miami County Fair are entered and displayed at the risk of the exhibitor.
17. The Miami County Fair Association cannot accept the responsibility for health, damage, or loss of an exhibit due to the conditions imposed by large crowds, the arrangement of buildings, in which exhibits are housed, and the number of exhibits. Individuals who have exhibits of great sentimental and/or monetary value should carefully consider whether such exhibits should be exposed to the hazards of the fair.
18. The Association will welcome exhibits that are entered for display only, or for which there are no premiums offered if space is available.
19. There will be no charge for stalls or pens. The Fair Association reserves the right to withhold premium if the exhibitor does not clean and remove all manure, feed, and bedding from their stalls and tie-out areas as directed by the Fair Association.
20. All animals must be fed, watered, and cared for by the exhibitor. The fair will not provide feed or feed pans and waterers.
21. Stalls and Pens will be assigned based on pre-entry due July 1st. Open Class Bucket Calf, Poultry, and Dairy Goats may come for the day of the show and leave upon completion of judging. No stall space will be guaranteed for open class animals.
22. All animals should conform to breed class standards.

ANIMAL HEALTH REQUIREMENTS

- **Kansas Origin Livestock:** No health certificate is required. A fair board-appointed inspector may inspect the animal at the time of unloading or anytime thereafter. If there is evidence of contagious or infectious disease the animal will be removed from the fairgrounds.
- **Out of State Livestock:** All livestock originating outside of Kansas must meet Kansas import requirements and must have a valid Certificate of Veterinary Inspection.
- **Sheep and Goats** will be visually inspected by a fair board appointed inspector for sore mouth, infectious skin lesions (ringworm), club lamb fungus, and general health before they will be allowed to stall or weigh. This procedure is necessary to ensure that communicable diseases are not passed to other animals or participants.
 - a. The health check-in will take place in the North parking lot. Animals may be unloaded for inspection. Travel blankets must be removed before inspection.
 - b. Vehicles hauling sheep or goats will not be allowed entry to the fairground prior to being inspected at the specified times. If an animal is found to be infected with fungal lesions, it must be removed from the fairgrounds immediately. The Fair Board appointed inspector shall have the authority to disqualify a sheep or goat that has made contact with an infected animal. If hauling livestock of other species in the same vehicle, the appointed inspector will have the authority to allow or deny the other species entry into the stalling barn.
- Any animal may be required to undergo a health inspection at the Superintendent's request. The appointed inspector may order removal of any animal infected with or exposed to a communicable or contagious disease.

PREMIUM LIST

THE MIAMI COUNTY FAIR

OPEN CLASS AGRICULTURE DEPARTMENT

Entry: Tuesday, July 21, 6:00-8:00 p.m. or
 Wednesday, July 22, 8:00-11:30 a.m. – Bldg #3
 Judging: Wednesday, July 22, 1:00-5:00 p.m.

Pre-Entry Deadline July 1st!

Limited onsite entry available.

1. Read General Rules & Regulations.
2. Hay Exhibits consists of one flake or slice from rectangular bale or a 10” section cut from a round bale. Hay sample should be approximately 15”x12”x6”. Maximum thickness of 6” and minimum of 5”. Hay samples should be tied with a “T”. Wrap the twine horizontally around the hay and tie, then wrap vertically and tie like a gift package.
3. All Crops classes calling for a gallon sample may have a 2 ½-3” in diameter cylinder placed in a clear gallon container to reduce the amount of grain to three quarts.

700 Crops Division	
<i>Class #</i>	<i>Class Name</i>
70001	Yellow Corn, Common Variety, 10 ears
70002	White Corn, Common Variety, 10 ears
70003	Corn, Uncommon Variety, 10 ears
70004	Popcorn, 10 ears
70005	Forage Sorghum, 10 head
70006	Hybrid Grain Sorghum, 10 heads
70007	Soybeans, bundle of 5 plants

701 Baled Hay Division	
<i>Class #</i>	<i>Class Name</i>
70101	Alfalfa Hay
70102	Brome Hay
70103	Clover Hay
70104	Prairie Hay
70105	Other Hay

702 Crop Grain Samples Division	
<i>Class #</i>	<i>Class Name</i>
70201	Wheat, any variety
70202	Barley, any variety
70203	Oats, any variety

703 Hay Seed Division

<i>Class #</i>	<i>Class Name</i>
70301	Brome Grass Seed
70302	Red Clover Seed
70303	Sweet Clover Seed
70304	Alfalfa Seed
70305	Other Hay Seed

Grand Champion & Reserve Grand Champion – Rosettes

Premiums: Blue \$4.00, Red \$3.00, White \$2.00

OPEN CLASS ANTIQUE & COLLECTIBLES DEPARTMENT

**Entry: Tuesday, July 21, 6:00-8:00 p.m. or
Wednesday, July 22, 8:00-11:30 a.m. – Bldg #4
Judging: Wednesday, July 22, 1:00-5:00 p.m.**

Pre-Entry Deadline July 1st!

Limited onsite entry available.

1. Read General Rules & Regulations.
2. Exhibits must be marked plainly with the exhibitor's name and address.
3. All Exhibitors are limited to 1 exhibit per class.
4. Not responsible for loss of any kind.
5. Entry should be a different article each year. Previously entered items cannot be entered by another exhibitor.
6. No weapons of any kind (guns, knives, hatchets, etc.) may be entered in any class.

810 Antiques & Collectibles Division

<i>Class #</i>	<i>Class Name</i>
81001	Advertising Icon
81002	Antique Clock
81003	Bank
81004	Black & White Photo and Tin Types
81005	Book
81006	Bottle
81007	Candlesticks
81008	Camera or equipment/accessories
81009	Canning Jars
81010	China, Single Piece
81011	Clothing
81012	Coins
81013	Cookie Jar
81014	Crockery
81015	Depression Glass
81016	Doll
81017	Fishing
81018	Furniture, Small piece
81019	Glass, single piece
81020	Handwork, embroidery or crocheted
81021	Indian Relic

81022	Jewelry
81023	Kitchen Tool
81024	Lamp
81025	Musical Instruments
81026	Old Documents
81027	Picture
81028	Pottery
81029	Purse
81030	Quilt or Bedspread
81031	Sewing Tools
81032	Silver Farm or Hand Tools
81033	Sports
81034	Stoneware
81035	Toy
81036	Trunk
81037	Vase
81038	War Memorabilia
81039	Watch- Pocket or Other
81040	Other

Grand Champion & Reserve Grand Champion – Rosettes
 Premiums: Blue \$4.00, Red \$3.00, White \$2.00

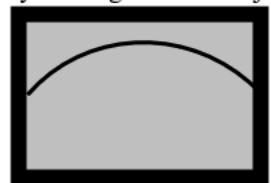
OPEN CLASS ART DEPARTMENT

**Entry: Tuesday, July 21, 6:00-8:00 p.m. or
 Wednesday, July 22, 8:00-11:30 a.m. – Bldg #4
 Judging: Wednesday, July 22, 1:00-5:00 p.m.**

Pre-Entry Deadline July 1st!

Limited onsite entry available.

1. Read General Rules & Regulations.
2. Exhibits must be marked plainly with the exhibitor’s name and address.
3. No exhibitor shall enter more than 2 entries in any class, and no more than 6 entries in the Art Department
4. Exhibits must have been completed within the last year since the fair.
5. Not responsible for loss of any kind.
6. Computer generated art will not be accepted for entry.
7. **NO WET PAINTINGS.**
8. **Size limit 20x24 inches for framed art, 24x24 inches for barn quilts.**
9. If work is meant to hang, it must have wire across the frame to be able to hang from an S hook (Barn Quilts Excluded). Artwork should be matted and framed. No scotch tape, duct tape, masking tape, paper clips, etc. allowed. Superintendents will make decisions if the art item is “ready to hang”. Artwork not ready to hang will not be judged or displayed.
10. Ceramic exhibitors should bring a plate holder when exhibiting a plate or saucer.



820 Two-Dimensional Fine Art Division

<i>Class #</i>	<i>Class Name</i>
82001	Oil or Acrylic paint – 9 & under
82002	Oil or Acrylic paint – 10-18 years of age
82003	Oil or Acrylic paint – Adult
82011	Watercolor – 9 & under
82012	Watercolor – 10-18 years of age
82013	Watercolor – Adult
82021	Pastels/Charcoal (Chalk) – 9 & under
82022	Pastels/Charcoal (Chalk) – 10-18 years of age
82023	Pastels/Charcoal (Chalk) – Adult
82031	Pen, Pencil or Graphite Drawing – 9 & under
82032	Pen, Pencil or Graphite Drawing – 10-18 years of age
82033	Pen, Pencil or Graphite Drawing – Adult
82041	Colored Pencils or Marker Drawing – 9 & under
82042	Colored Pencils or Marker Drawing – 10-18 years of age
82043	Colored Pencils or Marker Drawing – Adult
82051	Crayon – 9 & under
82052	Crayon – 10-18 years of age
82053	Crayon – Adult

821 Calligraphy Division

<i>Class #</i>	<i>Class Name</i>
82101	Calligraphy – 9 & under
82102	Calligraphy – 10-18 years of age
82103	Calligraphy – Adult

822 Other Art Division

<i>Class #</i>	<i>Class Name</i>
82201	3-D Art (sculpture, bowl, etc.) – 9 & under
82202	3-D Art (sculpture, bowl, etc.) – 10-18 years of age
82203	3-D Art (sculpture, bowl, etc.) – Adult
82211	Design/Print Making – 9 & under
82212	Design/Print Making – 10-18 years of age
82213	Design/Print Making – Adult
82221	Cartooning – 9 & under
82222	Cartooning – 10-18 years of age
82223	Cartooning – Adult
82231	Mixed Media (Sketched, Painted) – 9 & under
82232	Mixed Media (Sketched, Painted) – 10-18 years of age
82233	Mixed Media (Sketched, Painted) – Adult
82241	Barn Quilts – 9 & under
82242	Barn Quilts – 10-18 years of age
82243	Barn Quilts – Adult

830 Ceramics Division

<i>Class #</i>	<i>Class Name</i>
83001	Under Glazing Ceramics – 9 & under
83002	Under Glazing Ceramics – 10-18 years of age
83003	Under Glazing Ceramics – Adult
83011	Glaze Ceramics – 9 & under

83012	Glaze Ceramics – 10-18 years of age
83013	Glaze Ceramics – Adult
83021	Combination (Glaze & Stain) Ceramics – 9 & under
83022	Combination (Glaze & Stain) Ceramics – 10-18 years of age
83023	Combination (Glaze & Stain) Ceramics – Adult
83031	Ceramics Overglaze and/or Decal – 9 & under
83032	Ceramics Overglaze and/or Decal – 10-18 years of age
83033	Ceramics Overglaze and/or Decal – Adult
83041	Opaque Ceramics Stain – 9 & under
83042	Opaque Ceramics Stain – 10-18 years of age
83043	Opaque Ceramics Stain – Adult
83051	Translucent & Chalking Ceramics Stain – 9 & under
83052	Translucent & Chalking Ceramics Stain – 10-18 years of age
83053	Translucent & Chalking Ceramics Stain – Adult
83061	Dry Brushing Ceramics Stain – 9 & under
83062	Dry Brushing Ceramics Stain – 10-18 years of age
83063	Dry Brushing Ceramics Stain – Adult
83071	Creative Ceramics – 9 & under
83072	Creative Ceramics – 10-18 years of age
83073	Creative Ceramics - Adult

831 Porcelain Division

<i>Class #</i>	<i>Class Name</i>
83101	Porcelain - 9 & under
83102	Porcelain – 10-18 years of age
83103	Porcelain – Adult

832 China Painting Division

<i>Class #</i>	<i>Class Name</i>
83201	China Painting – 9 & under
83202	China Painting – 10-18 years of age
83203	China Painting – Adult

833 Holiday Décor & Pottery Division

<i>Class #</i>	<i>Class Name</i>
83301	Holiday Decorations or Pieces – 9 & under
83302	Holiday Decorations or Pieces – 10-18 years of age
83303	Holiday Decorations or Pieces – Adult
83311	Pottery, Hand Built – 9 & under
83312	Pottery, Hand Built – 10-18 years of age
83313	Pottery, Hand Built - Adults

Grand Champion & Reserve Grand Champion – Rosettes, Grand Champion - Banner
 Premiums: Blue \$4.00, Red \$3.00, White \$2.00

OPEN CLASS BUCKET CALF DEPARTMENT

Entry: Wednesday, July 22, 8:00 – 9:00 a.m.

Judging: Wednesday, July 22, following 4-H Bucket Calf Show

**Consultation Interview: Wednesday, July 22, 8:30 a.m. with 4-H followed by
Open Class**

Pre-Entry Deadline July 1st!

Limited onsite entry available.

1. Read General Rules & Regulations.
2. Stall space may be reserved based on online pre-entry, which is due July 1st.
3. Calf may arrive the day of the show and leave upon competition. No stall space will be guaranteed.
 - a. If the exhibitor is stalling the whole week (indicated on the pre-entry), those calves must be on the grounds and checked in with the Bucket Calf Superintendent on Tuesday, July 21st, by 10 a.m.
 - b. Day of Show Entry- must be on grounds & checked in between 8:00 am - 9:00am Wednesday July 22nd.
4. Animals shown in the Open Class Bucket Calf Show are **NOT ELIGIBLE** to be shown in the 4-H Bucket Calf Show, and vice versa.
5. In the interview process, exhibitors may bring along a 3-ring binder or notebook that has photos and/or records of their bucket calf project.
6. Exhibitors will be allowed to use show sticks.
7. Exhibitors must be youth ages 5-12 (as of bucket calf check-in at fair time). Participants must be able to handle and lead their calf without assistance.

720 Bucket Calf Division

<i>Class #</i>	<i>Class Name</i>
72001	Open Class Bucket Calf

Grand Champion & Reserve Grand Champion – Rosettes

Premiums: Blue \$8.00, Red \$6.00, White \$4.00

OPEN CLASS CERAMICS, PORCELAIN, CHINA DEPARTMENT

Entry: Tuesday, July 21, 6:00-8:00 p.m. or

Wednesday, July 22, 8:00-11:30 a.m. – Bldg #4

Judging: Wednesday, July 22, 1:00-5:00 p.m.

**Ceramics, Porcelain & China have been moved to the
Open Class Art Department.**

OPEN CLASS CRAFTS DEPARTMENT

**Entry: Tuesday, July 21, 6:00-8:00 p.m. or
Wednesday, July 22, 8:00-11:30 a.m. – Bldg #4
Judging: Wednesday, July 22, 1:00-5:00 p.m.**

Pre-Entry Deadline July 1st!

Limited onsite entry available.

1. Read General Rules & Regulations.
2. No exhibitor shall enter more than 1 entry in any class. Each exhibitor is limited to 8 total craft entries.
3. Exhibits must have been completed within the last year since the fair.
4. Not responsible for loss of any kind.
5. Put small items in plastic bags to exhibit (bead, jewelry, etc.)
6. Any craft with multiple pieces must be in a clear sealed plastic bag including large Lego items or will not be accepted for entry (gallon or 2-gallon bag maximum).
7. Display area limited to 18 inches wide on a wooden shelf. No items larger than 18 inches wide will be displayed.

850 Crafts Made by Different Materials Division

<i>Class #</i>	<i>Class Name</i>
85001	Plastic Craft – 9 & under
85002	Plastic Craft – 10-18 years of age
85003	Plastic Craft – Adult
85011	Metal Craft – 9 & under
85012	Metal Craft - 10-18 years of age
85013	Metal Craft – Adult
85021	Bead Craft Jewelry – 9 & under
85022	Bead Craft Jewelry - 10-18 years of age
85023	Bead Craft Jewelry – Adult
85031	Bead Craft Other – 9 & under
85032	Bead Craft Other - 10-18 years of age
85033	Bead Craft Other - Adult
85041	Recycle Craft Item – 9 & under
85042	Recycle Craft Item - 10-18 years of age
85043	Recycle Craft Item – Adult
85051	Paper Craft – 9 & under
85052	Paper Craft - 10-18 years of age
85053	Paper Craft - Adult
85061	Fabric Craft - 9 & under
85062	Fabric Craft - 10-18 years of age
85063	Fabric Craft - Adult
85071	Duct Tape Craft – 9 & under
85072	Duct Tape Craft - 10-18 years of age
85073	Duct Tape Craft – Adult
85081	3-D Printed - 9 & under
85082	3-D Printed - 10-18 years of age
85083	3-D Printed - Adult

851 Home Décor Division

<i>Class #</i>	<i>Class Name</i>
85101	Decoupage – 9 & under
85102	Decoupage - 10-18 years of age
85103	Decoupage - Adult
85111	Wreaths – 9 & under
85112	Wreaths - 10-18 years of age
85113	Wreaths - Adult
85121	Dream Catchers – 9 & under
85122	Dream Catchers - 10-18 years of age
85123	Dream Catchers - Adult
85131	Candles – 9 & under
85132	Candles - 10-18 years of age
85133	Candles - Adult
85141	Christmas Ornament – 9 & under
85142	Christmas Ornament - 10-18 years of age
85143	Christmas Ornament - Adult
85151	Plastic Sun Catchers – 9 & under
85152	Plastic Sun Catchers - 10-18 years of age
85153	Plastic Sun Catchers - Adult
85161	Steppingstones – 9 & under
85162	Steppingstones - 10-18 years of age
85163	Steppingstones - Adult
85171	Wall Signs – 9 & under
85172	Wall Signs – 10-18 years of age
85173	Wall Signs – Adult

852 Natural Materials, Glass Division

<i>Class #</i>	<i>Class Name</i>
85201	Native/Natural Materials – 9 & under
85202	Native/Natural Materials - 10-18 years of age
85203	Native/Natural Materials - Adult
85211	Stained Glass– 9 & under
85212	Stained Glass - 10-18 years of age
85213	Stained Glass - Adult
85221	Other Glass– 9 & under
85222	Other Glass - 10-18 years of age
85223	Other Glass - Adult
85231	Leather– 9 & under
85232	Leather - 10-18 years of age
85233	Leather – Adult
85241	Woodcraft – 9 & under
85242	Woodcraft – 10-18 years of age
85243	Woodcraft – Adult

853 Clothing & Accessories Division

<i>Class #</i>	<i>Class Name</i>
85301	Decorated Shirt - 9 & under
85302	Decorated Shirt - 10-18 years of age
85303	Decorated Shirt - Adult
85311	Decorative Hats - 9 & under

85312	Decorative Hats - 10-18 years of age
85313	Decorative Hats - Adult
85321	Decorative Headbands – 9 & under
85322	Decorative Headbands – 10-18 years of age
85323	Decorative Headbands – Adult
85331	Jewelry, Cast or Welded - 9 & under
85332	Jewelry, Cast or Welded - 10-18 years of age
85333	Jewelry, Cast or Welded - Adult

854 Other Crafts Division	
<i>Class #</i>	<i>Class Name</i>
85401	Fabric/String Weaving - 9 & under
85402	Fabric/String Weaving - 10-18 years of age
85403	Fabric/String Weaving - Adult
85411	Other Weaving – 9 & under
85412	Other Weaving – 10-18 years of age
85413	Other Weaving – Adult
85421	Molded Clay, Play Dough or Other Materials - 9 & under
85422	Molded Clay, Play Dough or Other Materials - 10-18 years of age
85423	Molded Clay, Play Dough or Other Materials – Adult
85431	String Art - 9 & under
85432	String Art - 10-18 years of age
85433	String Art - Adult
85441	Sand Art - 9 & under
85442	Sand Art - 10-18 years of age
85443	Sand Art – Adult
85451	Tie-Dyed – 9 & under
85452	Tie-Dyed – 10-18 years of age
85453	Tie-Dyed – Adult
85461	Legos - 9 & under
85462	Legos - 10-18 years of age
85463	Legos - Adult
85471	Paper Mache - 9 & under
85472	Paper Mache - 10-18 years of age
85473	Paper Mache - Adult
85481	Other - 9 & under
85482	Other - 10-18 years of age
85483	Other - Adult

Grand Champion & Reserve Grand Champion – Rosettes
 Premiums: Blue \$4.00, Red \$3.00, White \$2.00

OPEN CLASS DAIRY GOAT DEPARTMENT

Entry: Wednesday, July 22, 7:30 a.m.

Show: Wednesday, July 22, following 4-H Dairy Show

Pre-Entry Deadline July 1st!

Limited onsite entry available.

1. Read General Rules & Regulations.
2. Stall space may be reserved based on online pre-entry, which is due July 1st.
3. All animals are to be registered and have papers to show superintendent.
4. All goats must be identified with a registered tattoo or an official USDA Premise ID Tag, Kids under 8 weeks of age, accompanying their dams, are exempt from tagging requirements.
5. Exhibits may arrive the day of the show and leave upon completion of judging. No stall space will be guaranteed.
6. Dairy goats will be divided by breeds: Alpine, Nubian, Toggenburg, La Mancha, Oberhasli, Saanen, Sable, Nigerian Dwarf, and Grade.
7. There must be 3 or more animals of the same breed in order to have a separate breed division. Animals entered for which a separate breed division is not established will be shown in the Any Other Breed (AOB) category.

740 Dairy Goats Division	
<i>Class #</i>	<i>Class Name</i>
74001	Junior Dairy Goat (0-3 months)
74002	Junior Dairy Goat (3-6 months)
74003	Junior Dairy Goat (6-12 months)
74004	Junior Dairy Goat (12-24 months, not in milk)
74005	Senior Dairy Goat (12-24 months, in milk)
74006	Senior Dairy Goat (2-3 years)
74007	Senior Dairy Goat (3-5 years)
74008	Senior Dairy Goat (5 years & older)
74009	Best Dairy Herd (3 Senior Dairy Goats)
74010	Junior Get-of-Sire
74011	Senior Get-of-Sire

748 Decorated Dairy Goats Division	
Animal and Exhibitor dressed in costume or decorated accordingly, to the theme of their choice.	
<i>Class #</i>	<i>Class Name</i>
74801	Decorated Goat – All ages

Grand Champion & Reserve Grand Champion – Rosettes

Premiums: Blue \$8.00, Red \$6.00, White \$4.00

OPEN CLASS EDUCATIONAL BOOTHS DEPARTMENT

Entry: Tuesday, July 21, 8:00-11:30 a.m. – Bldg #3

Judging: Tuesday, July 21, 1:00 p.m. – Bldg #3

Must be Pre-Entered by July 1st to ensure space!

1. Read General Rules & Regulations.
2. This class is open to organized groups such as FFA, FCCLA, Community Clubs, Scouts, etc. Limit 1 entry per organization.
3. Booths must be fitted into a 6'x6' area.
4. Booths should be removed on Saturday, July 25th at 1:00 p.m.

800 Educational Booth Division	
<i>Class #</i>	<i>Class Name</i>
80001	Open Class Educational Booth

Grand Champion & Reserve Grand Champion – Rosettes

Premiums: Blue \$30.00, Red \$25.00, White \$15.00

OPEN CLASS FARM MECHANICS DEPARTMENT

Entry: Tuesday, July 21, 6:00-8:00 p.m. or

Wednesday, July 22, 8:00-11:30 a.m. – Bldg #3

Judging: Wednesday, July 22, 1:00-5:00 p.m.

Pre-Entry Deadline July 1st!

Limited onsite entry available.

1. Read General Rules & Regulations.
2. Exhibits must have been completed within the last year since the fair.
3. Exhibits must be made or repaired for farm use.

760 Farm Mechanics Division	
<i>Class #</i>	<i>Class Name</i>
76001	Open Class Farm Mechanics

Grand Champion & Reserve Grand Champion – Rosettes

Premiums: Blue \$4.00, Red \$3.00, White \$2.00

OPEN CLASS FIBER ARTS DEPARTMENT

Entry: Tuesday, July 21, 6:00-8:00 p.m. or

Wednesday, July 22, 8:00-11:30 a.m. – Bldg #4

Judging: Wednesday, July 22, 1:00-5:00 p.m.

Pre-Entry Deadline July 1st!

Limited onsite entry available.

1. Read General Rules & Regulations.
2. No exhibitor shall enter more than 1 entry in any class.
3. Exhibits must have been completed within the past 3 years.
4. Exhibits must be made by the exhibitor.

870 Crochet Division	
<i>Class #</i>	<i>Class Name</i>
87001	Large Flat (throw, tablecloth, etc.) - 9 & under
87002	Large Flat (throw, tablecloth, etc.) - 10-18 years of age
87003	Large Flat (throw, tablecloth, etc.) - Adult
87011	Household/Decorative Art - 9 & under
87012	Household/Decorative Art - 10-18 years of age
87013	Household/Decorative Art – Adult
87021	Wearing Apparel - 9 & under
87022	Wearing Apparel - 10-18 years of age
87023	Wearing Apparel - Adult
87031	Other - 9 & under
87032	Other - 10-18 years of age
87033	Other - Adult

871 Knitting Division	
<i>Class #</i>	<i>Class Name</i>
87101	Large Flat (throw, tablecloth, etc.) - 9 & under
87102	Large Flat (throw, tablecloth, etc.) - 10-18 years of age
87103	Large Flat (throw, tablecloth, etc.) - adult
87111	Household/Decorative Art - 9 & under
87112	Household/Decorative Art - 10-18 years of age
87113	Household/Decorative Art - adult
87121	Wearing Apparel - 9 & under
87122	Wearing Apparel - 10-18 years of age
87123	Wearing Apparel - Adult
87131	Other - 9 & under
87132	Other - 10-18 years of age
87133	Other - Adult

872 Clothing Division	
<i>Class #</i>	<i>Class Name</i>
87201	Garment - 9 & under
87202	Garment - 10-18 years of age
87203	Garment - Adult
87211	Quilted Garment - 9 & under
87212	Quilted Garment - 10-18 years of age
87213	Quilted Garment - Adult

873 Sewing Division	
<i>Class #</i>	<i>Class Name</i>
87301	Home Décor - 9 & under
87302	Home Décor - 10-18 years of age
87303	Home Décor - Adult
87311	Toys/Dolls - 9 & under
87312	Toys/Dolls - 10-18 years of age
87313	Toys/Dolls - Adult
87321	Other - 9 & under
87322	Other - 10-18 years of age
87323	Other - Adult

874 Needlework Division	
<i>Class #</i>	<i>Class Name</i>
87401	Cross Stitch - 9 & under
87402	Cross Stitch - 10-18 years of age
87403	Cross Stitch - Adult
87411	Counted Cross Stitch - 9 & under
87412	Counted Cross Stitch - 10-18 years of age
87413	Counted Cross Stitch - Adult
87421	Embroidery - 9 & under
87422	Embroidery - 10-18 years of age
87423	Embroidery – Adult
87431	Machine Embroidery - 9 & under
87432	Machine Embroidery - 10-18 years of age
87433	Machine Embroidery - Adult
87441	Needlepoint - 9 & under
87442	Needlepoint - 10-18 years of age
87443	Needlepoint - Adult
87451	Applique - 9 & under
87452	Applique - 10-18 years of age
87453	Applique – Adult

875 Item Made by Individual Over Age 75 Division	
<i>Class #</i>	<i>Class Name</i>
87501	Crochet
87502	Knitting
87503	Clothing
87504	Sewing
87505	Needlework
87506	Other

Grand Champion & Reserve Grand Champion – Rosettes
 Premiums: Blue \$4.00, Red \$3.00, White \$2.00

OPEN CLASS FLORICULTURE DEPARTMENT

**Entry: Tuesday, July 21, 6:00-8:00 p.m. or
 Wednesday, July 22, 8:00-11:30 a.m. – Bldg #3
 Judging: Wednesday, July 22, 1:00-5:00 p.m.**

Pre-Entry Deadline July 1st!
 Limited onsite entry available.

1. Read General Rules & Regulations.
2. Entry is open to all novice gardeners. Exhibitors may only enter one entry in each class.
3. All entries must be grown by the exhibitor or must have been in their possession for at least 3 months.
4. If in the opinion of the Judge, the entry or entries for any class are not up to a standard worthy of first prize, the prize awards will be made as the Judge may consider proper.

5. Exhibitors shall furnish all vases or other receptacles properly identified, with name and address. Vases should be clear (glass or plastic), uniform with size of flowers with no embellishments.
6. All flowers should be arranged in containers and ready for display when brought for exhibit. **Consider bringing cut flowers closer to the end of the entry time so the freshest specimens are available for judging.**
7. If you have multiple entries, please allow plenty of time for check-in, *arriving at least one hour before entry closing deadline.*
8. **No foreign foliage or leaf foliage should be in the water. The part of the stem in the water should not have leaves on it.**
9. Specimens are a single flower on one stem; a spray consists of a single shoot bearing multiple flowers and foliage on short branching; a stalk is a long, leafless stem; a spike is a long flower cluster in which the blossoms grow directly on, or very close to a central stem. A stem, spray, stalk or spike must not exceed 25 inches in total length.
10. **Container plant pots, including fairy garden, should not exceed 25 pounds.**
11. Remove stamen from lily before bringing in to exhibit.
12. For exhibiting information and how to prepare your exhibits, please refer to the following publications: https://bookstore.ksre.ksu.edu/download/preparing-cut-flowers-for-exhibit_45826 and <https://store.extension.iastate.edu/product/Preparing-Cut-Flowers-and-Houseplants-for-Exhibits>

880 Flowers Division	
<i>Class #</i>	<i>Class Name</i>
88001	Cleome - 9 & under
88002	Cleome - 10-18 years of age
88003	Cleome - Adult
88004	Dahlia, 1 stem - 9 & under
88005	Dahlia, 1 stem - 10-18 years of age
88006	Dahlia, 1 stem - Adult
88007	Gladiolus, 1 Spike - 9 & under
88008	Gladiolus, 1 Spike - 10-18 years of age
88009	Gladiolus, 1 Spike - Adult
88010	Bulb Lily - 9 & under
88011	Bulb Lily - 10-18 years of age
88012	Bulb Lily – Adult
88013	Perennial Lily - 9 & under
88014	Perennial Lily - 10-18 years of age
88015	Perennial Lily - Adult
88016	Marigold, Small (1 stems) - 9 & under (<1.5 inches)
88017	Marigold, Small (1 stems) - 10-18 years of age (<1.5 inches)
88018	Marigold, Small (1 stems) – Adult (<1.5 inches)
88019	Marigold, Large (1 stems) - 9 & under (>1.5 inches)
88020	Marigold, Large (1 stems) - 10-18 years of age (>1.5 inches)
88021	Marigold, Large (1 stems) – Adult (>1.5 inches)
88022	Petunia - 9 & under
88023	Petunia - 10-18 years of age
88024	Petunia – Adult
88025	Roses, Tea - 9 & under
88026	Roses, Tea - 10-18 years of age
88027	Roses, Tea - Adult
88028	Roses, Cluster of Floribunda - 9 & under

88029	Roses, Cluster of Floribunda - 10-18 years of age
88030	Roses, Cluster of Floribunda - Adult
88031	Roses, Other - 9 & under
88032	Roses, Other - 10-18 years of age
88033	Roses, Other - Adult
88034	Zinnias, Small - (1 stems) - 9 & under (<3 inches)
88035	Zinnias, Small - (1 stems) - 10-18 years of age (<3 inches)
88036	Zinnias, Small - (1 stems) – Adult (<3 inches)
88037	Zinnias, Large - (1 stems) - 9 & under (>3 inches)
88038	Zinnias, Large - (1 stems) - 10-18 years of age (>3 inches)
88039	Zinnias, Large – (1 stems) – Adult (>3 inches)
88040	Mixed Display (5 Different Varieties) - 9 & under
88041	Mixed Display (5 Different Varieties) - 10-18 years of age
88042	Mixed Display (5 Different Varieties) - Adult
88043	Any Flower Not Listed - 9 & under
88044	Any Flower Not Listed - 10-18 years of age
88045	Any Flower Not Listed - Adult

881 Plants Division

<i>Class #</i>	<i>Class Name</i>
88101	African Violet - 9 & under
88102	African Violet - 10-18 years of age
88103	African Violet - Adult
88111	Begonia - 9 & under
88112	Begonia - 10-18 years of age
88113	Begonia – Adult
88121	Foliage - 9 & under
88122	Foliage - 10-18 years of age
88123	Foliage - Adult
88131	Fern - 9 & under
88132	Fern - 10-18 years of age
88133	Fern - Adult
88141	Vine - 9 & under
88142	Vine - 10-18 years of age
88143	Vine - Adult

882 Cactus & Succulents Division

<i>Class #</i>	<i>Class Name</i>
88201	Cactus, 1 Plant - 9 & under
88202	Cactus, 1 Plant - 10-18 years of age
88203	Cactus, 1 Plant - Adult
88211	Cactus, 3 Varieties or More - 9 & under
88212	Cactus, 3 Varieties or More - 10-18 years of age
88213	Cactus, 3 Varieties or More - Adult
88221	Succulent, 1 Plant - 9 & under
88222	Succulent, 1 Plant - 10-18 years of age
88223	Succulent, 1 Plant – Adult
88231	Succulent, 3 Varieties or More - 9 & under
88232	Succulent, 3 Varieties or More - 10-18 years of age
88233	Succulent, 3 Varieties or More – Adult
88241	Cactus & Succulent Combination - 9 & under

88242	Cactus & Succulent Combination - 10-18 years of age
88243	Cactus & Succulent Combination - Adult

883 Baskets & Planters Division

<i>Class #</i>	<i>Class Name</i>
88301	Any Potted Plant Not Listed - 9 & under
88302	Any Potted Plant Not Listed - 10-18 years of age
88303	Any Potted Plant Not Listed - Adult
88311	Hanging Basket, 1 Variety - 9 & under
88312	Hanging Basket, 1 Variety - 10-18 years of age
88313	Hanging Basket, 1 Variety - Adult
88321	Hanging Basket, More Than 1 Variety - 9 & under
88322	Hanging Basket, More Than 1 Variety - 10-18 years of age
88323	Hanging Basket, More Than 1 Variety - Adult
88331	Mixed Container - 9 & under
88332	Mixed Container - 10-18 years of age
88333	Mixed Container - Adult
88341	Patio Plant, 1 Variety - 9 & under
88342	Patio Plant, 1 Variety - 10-18 years of age
88343	Patio Plant, 1 Variety - Adult
88351	Patio Plant, 3 or More Varieties - 9 & under
88352	Patio Plant, 3 or More Varieties - 10-18 years of age
88353	Patio Plant, 3 or More Varieties - Adult
88361	Tropical Plants, Non-blooming - 9 & under
88362	Tropical Plants, Non-blooming - 10-18 years of age
88363	Tropical Plants, Non-blooming - Adult
88371	Tropical Plants, Blooming - 9 & under
88372	Tropical Plants, Blooming - 10-18 years of age
88373	Tropical Plants, Blooming - Adult

884 Arrangements Division

<i>Class #</i>	<i>Class Name</i>
88404	Kitchen Container Arrangement - 9 & under
88405	Kitchen Container Arrangement - 10-18 years of age
88406	Kitchen Container Arrangement - Adult
88407	Arrangement for Luncheon Table - 9 & under
88408	Arrangement for Luncheon Table - 10-18 years of age
88409	Arrangement for Luncheon Table - Adult
88410	Patio Arrangement - 9 & under
88411	Patio Arrangement - 10-18 years of age
88412	Patio Arrangement - Adult
88422	Terrariums - 9 & under
88423	Terrariums - 10-18 years of age
88424	Terrariums - Adult
88425	Miniature Arrangement - 9 & under
88426	Miniature Arrangement - 10-18 years of age
88427	Miniature Arrangement - Adult
88428	All Foliage Arrangement - 9 & under
88429	All Foliage Arrangement - 10-18 years of age
88430	All Foliage Arrangement - Adult
88431	Fairy Garden - 9 & under

88432	Fairy Garden - 10-18 years of age
88433	Fairy Garden - Adult
88434	Butterfly Garden - 9 & under
88435	Butterfly Garden - 10-18 years of age
88436	Butterfly Garden - Adult
88437	Wildflowers - 9 & under
88438	Wildflowers - 10-18 years of age
88439	Wildflowers - Adult

Grand Champion & Reserve Grand Champion – Rosettes

Champion & Reserve Champion – Flower, Plant, and Arrangements - Rosettes

Premiums: Blue \$4.00, Red \$3.00, White \$2.00

OPEN CLASS FOOD PRESERVATION DEPARTMENT

**Entry: Tuesday, July 21, 6:00-8:00 p.m. or
Wednesday, July 22, 8:00-11:30 a.m. – Bldg #4
Judging: Wednesday, July 22, 1:00-5:00 p.m.**

Pre-Entry Deadline July 1st!

Limited onsite entry available.

1. Read General Rules & Regulations.
2. Recommended method of processing must be used. Freeze Drying is not an acceptable method to preserve food items and will not be accepted. Open kettle processed fruits and vegetables will not be accepted.
3. Exhibits must be in CLEAR standard jelly glasses, half pints, pint, pint and one-half, and quart jars, and must be clean and sealed. Colored jars are not acceptable entries. Containers should be banded and sealed.
4. Containers may be opened at the discretion of the judges.
5. **Entries must be labeled with the product name, date of preparation, processing method, and processing time prior to arriving at the fairgrounds. Labels are available at the extension office or at www.maraisdeseygnes.k-state.edu.**
6. All home canned foods must have been prepared within a one-year period prior to judging date.
7. All dried products must be in a sealed plastic bag.
8. **No exhibitor shall enter more than 2 entries in any one class.**

910 Canned Fruits Division	
<i>Class #</i>	<i>Class Name</i>
91001	Apples, 1 jar - 9 & under
91002	Apples, 1 jar - 10-18 years of age
91003	Apples, 1 jar - Adult
91031	Cherries, 1 jar - 9 & under
91032	Cherries, 1 jar - 10-18 years of age
91033	Cherries, 1 jar – Adult
91041	Peaches, 1 jar - 9 & under
91042	Peaches, 1 jar - 10-18 years of age
91043	Peaches, 1 jar - Adult
91051	Pears, 1 jar - 9 & under
91052	Pears, 1 jar - 10-18 years of age
91053	Pears, 1 jar - Adult
91071	Pie Filling, 1 jar - 9 & under

91072	Pie Filling, 1 jar - 10-18 years of age
91073	Pie Filling, 1 jar - Adult
91081	Other, 1 jar - 9 & under
91082	Other, 1 jar - 10-18 years of age
91083	Other, 1 jar - Adult
91101	Beans, 1 jar - 9 & under
91102	Beans, 1 jar - 10-18 years of age
91103	Beans, 1 jar - Adult
91121	Carrots, 1 jar - 9 & under
91122	Carrots, 1 jar - 10-18 years of age
91123	Carrots, 1 jar - Adult
91131	Corn, 1 jar - 9 & under
91132	Corn, 1 jar - 10-18 years of age
91133	Corn, 1 jar – Adult
91141	Mixed Vegetables, 1 jar - 9 & under
91142	Mixed Vegetables, 1 jar - 10-18 years of age
91143	Mixed Vegetables, 1 jar - Adult
91161	Other, 1 jar - 9 & under
91162	Other, 1 jar - 10-18 years of age
91163	Other, 1 jar - Adult

912 Pickles & Relishes Division

<i>Class #</i>	<i>Class Name</i>
91201	Beet Pickles, 1 jar - 9 & under
91202	Beet Pickles, 1 jar - 10-18 years of age
91203	Beet Pickles, 1 jar - Adult
91211	Bread & Butter Pickles, 1 jar - 9 & under
91212	Bread & Butter Pickles, 1 jar - 10-18 years of age
91213	Bread & Butter Pickles, 1 jar - Adult
91231	Cucumber Dill Spears, 1 jar - 9 & under
91232	Cucumber Dill Spears, 1 jar - 10-18 years of age
91233	Cucumber Dill Spears, 1 jar – Adult
91241	Cucumber Relish, 1 jar - 9 & under
91242	Cucumber Relish, 1 jar - 10-18 years of age
91243	Cucumber Relish, 1 jar - Adult
91251	Cucumber Sweet Pickles, 1 jar - 9 & under
91252	Cucumber Sweet Pickles, 1 jar - 10-18 years of age
91253	Cucumber Sweet Pickles, 1 jar - Adult
91271	Green Tomato Relish, 1 jar - 9 & under
91272	Green Tomato Relish, 1 jar - 10-18 years of age
91273	Green Tomato Relish, 1 jar – Adult
91291	Other, 1 jar - 9 & under
91292	Other, 1 jar - 10-18 years of age
91291	Other, 1 jar - Adult

913 Canned Tomato Products Division

<i>Class #</i>	<i>Class Name</i>
91301	Tomatoes, 1 jar - 9 & under
91302	Tomatoes, 1 jar - 10-18 years of age
91303	Tomatoes, 1 jar - Adult
91321	Chili Sauce, 1 jar - 9 & under
91322	Chili Sauce, 1 jar - 10-18 years of age
91323	Chili Sauce, 1 jar - Adult
91331	Salsa, 1 jar - 9 & under
91332	Salsa, 1 jar - 10-18 years of age
91333	Salsa, 1 jar - Adult
91351	Stewed Tomatoes, 1 jar - 9 & under
91352	Stewed Tomatoes, 1 jar - 10-18 years of age
91353	Stewed Tomatoes, 1 jar - Adult
91361	Spaghetti Sauce, 1 jar - 9 & under
91362	Spaghetti Sauce, 1 jar - 10-18 years of age
91363	Spaghetti Sauce, 1 jar - Adult
91371	Other Tomato Product, 1 jar - 9 & under
91372	Other Tomato Product, 1 jar - 10-18 years of age
91373	Other Tomato Product, 1 jar - Adult

914 Canned Meat Division

<i>Class #</i>	<i>Class Name</i>
91401	Canned Meat, 1 jar - 9 & under
91402	Canned Meat, 1 jar - 10-18 years of age
91403	Canned Meat, 1 jar - Adult

915 Jelly Division

<i>Class #</i>	<i>Class Name</i>
91501	Apple Jelly, 1 jar - 9 & under
91502	Apple Jelly, 1 jar - 10-18 years of age
91503	Apple Jelly, 1 jar - Adult
91511	Berry Jelly, 1 jar - 9 & under
91512	Berry Jelly, 1 jar - 10-18 years of age
91513	Berry Jelly, 1 jar - Adult
91531	Crabapple Jelly, 1 jar - 9 & under
91532	Crabapple Jelly, 1 jar - 10-18 years of age
91533	Crabapple Jelly, 1 jar - Adult
91541	Grape Jelly, 1 jar - 9 & under
91542	Grape Jelly, 1 jar - 10-18 years of age
91543	Grape Jelly, 1 jar - Adult
91551	Peach Jelly, 1 jar - 9 & under
91552	Peach Jelly, 1 jar - 10-18 years of age
91553	Peach Jelly, 1 jar - Adult
91561	Plum Jelly, 1 jar - 9 & under
91562	Plum Jelly, 1 jar - 10-18 years of age
91563	Plum Jelly, 1 jar - Adult
91571	Other Jelly, 1 jar - 9 & under
91572	Other Jelly, 1 jar - 10-18 years of age
91573	Other Jelly, 1 jar - Adult

916 Preserves, Jams, & Spreads Division	
<i>Class #</i>	<i>Class Name</i>
91611	Berry Jam, 1 jar - 9 & under
91612	Berry Jam, 1 jar - 10-18 years of age
91613	Berry Jam, 1 jar - Adult
91621	Fruit Jam, 1 jar - 9 & under
91622	Fruit Jam, 1 jar - 10-18 years of age
91623	Fruit Jam, 1 jar - Adult
91641	Preserves, 1 jar - 9 & under
91642	Preserves, 1 jar - 10-18 years of age
91643	Preserves, 1 jar - Adult
91651	Savory Spreads, 1 jar - 9 & under
91652	Savory Spreads, 1 jar - 10-18 years of age
91653	Savory Spreads, 1 jar - Adult
91661	Other, 1 jar - 9 & under
91662	Other, 1 jar - 10-18 years of age
91663	Other, 1 jar - Adult

917 Dried Foods Division	
<i>Class #</i>	<i>Class Name</i>
91701	Fruits - 9 & under
91702	Fruits - 10-18 years of age
91703	Fruits - Adult
91711	Vegetables - 9 & under
91712	Vegetables - 10-18 years of age
91713	Vegetables - adult
91721	Meats - 9 & under
91722	Meats - 10-18 years of age
91723	Meats - Adult
91731	Herbs - 9 & under
91732	Herbs - 10-18 years of age
91733	Herbs - Adult
91741	Foods for a Camp Meal - 9 & under
91742	Foods for a Camp Meal - 10-18 years of age
91743	Foods for a Camp Meal - Adult
91751	Other - 9 & under
91752	Other - 10-18 years of age
91753	Other - Adult

Grand Champion & Reserve Grand Champion – Rosettes
 Premiums: Blue \$4.00, Red \$3.00, White \$2.00

OPEN CLASS FOODS DEPARTMENT

Entry: Tuesday, July 21, 6:00-8:00 p.m. or
Wednesday, July 22, 8:00-11:30 a.m. – Bldg #4
Judging: Wednesday, July 22, 1:00-5:00 p.m.

Pre-Entry Deadline July 1st!

Limited onsite entry available.

1. Read General Rules & Regulations.
2. **No Alcohol products are allowed to be used as an ingredient.**
3. Place baked products on 6-inch paper plates or covered cardboard, and in clear plastic bag. Zip lock and twist ties are good closures. No dry-cleaning bags. For larger items use oven roasting bags or cake boxes. Pies must be in **Aluminum pie plates**. Food items **MUST be covered**. Entries will be refused if not properly covered and in a disposable container.
 - a. The following guidelines should be used when entering exhibits in the cookies/brownies division: **Bar cookies** - dough spread in pan, baked and cut into 2" squares. **Drop cookies** - dough is dropped by rounded or heaping teaspoonful onto baking sheet (i.e. chocolate chip, oatmeal, etc.). **Molded** - formed into desired shapes with your hands (i.e. snickerdoodle, peanut butter, etc.). **Rolled** - dough is rolled with a rolling pin, or by hand in a log, then cut or sliced (i.e. pinwheel, sugar cookie).
4. Foods which require refrigeration such as custard type filling and frostings must not be exhibited for safety reasons.
5. Except for a small portion for display, food may be taken home AFTER food judging is completed. Food must be picked up by 9 a.m. Thursday morning.
6. All unfrosted cakes should be exhibited in an upright position with crust shown.
7. Use standard sized pans for baked products. No small or mini pans.
8. No cream cheese, bacon or fresh fruit as garnish.
9. **No exhibitor shall enter more than 2 entries in any one class.**

890 Healthy Foods Division	
<i>Class #</i>	<i>Class Name</i>
89001	Healthy Food Snack - 9 & under
89002	Healthy Food Snack - 10-18 years of age
89003	Healthy Food Snack - Adult

891 Quick Breads Division	
<i>Class #</i>	<i>Class Name</i>
89101	3 Muffins - 9 & under
89102	3 Muffins - 10-18 years of age
89103	3 Muffins – Adult
89111	Coffee Cake - 9 & under
89112	Coffee Cake - 10-18 years of age
89113	Coffee Cake – Adult
89121	Nut or Loaf Bread - 9 & under
89122	Nut or Loaf Bread - 10-18 years of age
89123	Nut or Loaf Bread - Adult
89131	3 Biscuits - 9 & under
89132	3 Biscuits - 10-18 years of age
89133	3 Biscuits - Adult
89141	3 Scones - 9 & under

89142	3 Scones - 10-18 years of age
89143	3 Scones - Adult

892 Yeast Breads Division

<i>Class #</i>	<i>Class Name</i>
89201	White Bread, 1 loaf - 9 & under
89202	White Bread, 1 loaf - 10-18 years of age
89203	White Bread, 1 loaf - Adult
89211	Whole Wheat Bread, 1 loaf - 9 & under
89212	Whole Wheat Bread, 1 loaf - 10-18 years of age
89213	Whole Wheat Bread, 1 loaf - Adult
89221	Rye Bread, 1 loaf - 9 & under
89222	Rye Bread, 1 loaf - 10-18 years of age
89223	Rye Bread, 1 loaf - Adult
89231	French Bread, 1 loaf - 9 & under
89232	French Bread, 1 loaf - 10-18 years of age
89233	French Bread, 1 loaf - Adult
89241	Italian Bread, 1 loaf - 9 & under
89242	Italian Bread, 1 loaf - 10-18 years of age
89243	Italian Bread, 1 loaf - Adult
89251	Other Yeast Breads, 1 loaf - 9 & under
89252	Other Yeast Breads, 1 loaf - 10-18 years of age
89253	Other Yeast Breads, 1 loaf - Adult
89261	Bread Made in Bread Machine, 1 loaf - 9 & under
89262	Bread Made in Bread Machine, 1 loaf - 10-18 years of age
89263	Bread Made in Bread Machine, 1 loaf - Adult

893 Yeast Rolls or Cakes Division

<i>Class #</i>	<i>Class Name</i>
89301	White Rolls, 3 rolls - 9 & under
89302	White Rolls, 3 rolls - 10-18 years of age
89303	White Rolls, 3 rolls – Adult
89311	Whole Wheat Rolls, 3 rolls - 9 & under
89312	Whole Wheat Rolls, 3 rolls - 10-18 years of age
89313	Whole Wheat Rolls, 3 rolls - Adult
89321	Rye Rolls, 3 rolls - 9 & under
89322	Rye Rolls, 3 rolls - 10-18 years of age
89323	Rye Rolls, 3 rolls – Adult
89331	Combination Flour Rolls, 3 rolls - 9 & under
89332	Combination Flour Rolls, 3 rolls - 10-18 years of age
89333	Combination Flour Rolls, 3 rolls – Adult
89341	Sweet Rolls, 3 rolls - 9 & under
89342	Sweet Rolls, 3 rolls - 10-18 years of age
89343	Sweet Rolls, 3 rolls – Adult
89351	Coffee Cake - 9 & under
89352	Coffee Cake - 10-18 years of age
89353	Coffee Cake – Adult

YOUTH BAKING CONTEST (18 & UNDER)

Double Crust Fruit Pie – Full size pie (8, 9, or 10” pie). No cream or custard. Pies must be in disposable pan. Entries will be judged by Open Class Foods Judges.

894 Youth Baking Contest Division

Class #	Class Name
89401	Youth Baking Contest – Age 18 & under

Youth Baking Contest Prizes Provided by the Miami County Fair Association.

1st Place: \$25 2nd Place: \$15 3rd Place: \$10

895 Foam Cakes Division

Class #	Class Name
89501	Angel Food, No Icing - 9 & under
89502	Angel Food, No Icing - 10-18 years of age
89503	Angel Food, No Icing – Adult
89511	Angel Food, Glaze or Icing - 9 & under
89512	Angel Food, Glaze or Icing - 10-18 years of age
89513	Angel Food, Glaze or Icing – Adult
89521	Sponge, No Icing - 9 & under
89522	Sponge, No Icing - 10-18 years of age
89523	Sponge, No Icing – Adult
89531	Sponge, Glaze or Icing - 9 & under
89532	Sponge, Glaze or Icing - 10-18 years of age
89533	Sponge, Glaze or Icing – Adult
89541	Chiffon, No Icing - 9 & under
89542	Chiffon, No Icing - 10-18 years of age
89543	Chiffon, No Icing – Adult
89551	Chiffon, Glaze or Icing - 9 & under
89552	Chiffon, Glaze or Icing - 10-18 years of age
89553	Chiffon, Glaze or Icing – Adult

896 Shortened Cakes Division

One 8” or 9” square or round single layer cake with icing.

Class #	Class Name
89601	White - 9 & under
89602	White - 10-18 years of age
89603	White – Adult
89611	Chocolate - 9 & under
89612	Chocolate - 10-18 years of age
89613	Chocolate – Adult
89621	Other, With Icing - 9 & under
89622	Other, With Icing - 10-18 years of age
89623	Other, With Icing – Adult
89631	Other, Without Icing (ex. Bundt Cake) - 9 & under
89632	Other, Without Icing (ex. Bundt Cake) - 10-18 years of age
89633	Other, Without Icing (ex. Bundt Cake) – Adult

897 Cupcakes Division	
<i>Class #</i>	<i>Class Name</i>
89701	3 Cupcakes - 9 & under
89702	3 Cupcakes - 10-18 years of age
89703	3 Cupcakes – Adult
89711	3 Decorated Cupcakes - 9 & under
89712	3 Decorated Cupcakes - 10-18 years of age
89713	3 Decorated Cupcakes – Adult

898 Cake Decorating Division (Wedding, Anniversary, Special Occasions, etc.)	
<i>Class #</i>	<i>Class Name</i>
89801	Decorated Tiered Cake (doesn't have to be cake) - 9 & under
89802	Decorated Tiered Cake (doesn't have to be cake) - 10-18 years of age
89803	Decorated Tiered Cake (doesn't have to be cake) – Adult
89811	Decorated Cake, Not Tiered - 9 & under
89812	Decorated Cake, Not Tiered - 10-18 years of age
89813	Decorated Cake, Not Tiered – Adult
89821	Decorated Novelty Cake (Lamb, House, Bell, etc.) - 9 & under
89822	Decorated Novelty Cake (Lamb, House, Bell, etc.) - 10-18 years of age
89823	Decorated Novelty Cake (Lamb, House, Bell, etc.) - Adult

Cake Decorating Prizes Donated by the Miami County Fair Association.

Best of Class Adult Cake Decorating (Ages 19+) - \$20

Best of Class Youth Cake Decorating (Age 18 & under) - \$20

899 Cookies/Brownies Division	
<i>Class #</i>	<i>Class Name</i>
89901	Bar, 3 cookies - 9 & under
89902	Bar, 3 cookies - 10-18 years of age
89903	Bar, 3 cookies – Adult
89911	Drop, 3 cookies - 9 & under
89912	Drop, 3 cookies - 10-18 years of age
89913	Drop, 3 cookies – Adult
89941	Molded, 3 cookies - 9 & under
89942	Molded, 3 cookies - 10-18 years of age
89943	Molded, 3 cookies – Adult
89951	Rolled, 3 cookies - 9 & under
89952	Rolled, 3 cookies - 10-18 years of age
89953	Rolled, 3 cookies – Adult
89961	Decorated, 3 cookies - 9 & under
89962	Decorated, 3 cookies - 10-18 years of age
89963	Decorated, 3 cookies – Adult
89971	No-Bake, 3 cookies - 9 & under
89972	No-Bake, 3 cookies - 10-18 years of age
89973	No-Bake, 3 cookies – Adult
89981	Other Cookies, 3 cookies - 9 & under
89982	Other Cookies, 3 cookies - 10-18 years of age
89983	Other Cookies, 3 cookies – Adult
89991	Brownies, 3 brownies - 9 & under
89992	Brownies, 3 brownies - 10-18 years of age
89993	Brownies, 3 brownies – Adult

900 Pies Division	
<i>Class #</i>	<i>Class Name</i>
90001	Fruit Pie - 9 & under
90002	Fruit Pie - 10-18 years of age
90003	Fruit Pie – Adult
90011	Other Pie (Nothing that requires refrigeration) - 9 & under
90012	Other Pie (Nothing that requires refrigeration) - 10-18 years of age
90013	Other Pie (Nothing that requires refrigeration) – Adult

901 Candies Division	
<i>Class #</i>	<i>Class Name</i>
90101	Party Mints - 9 & under
90102	Party Mints - 10-18 years of age
90103	Party Mints – Adult
90111	Divinity - 9 & under
90112	Divinity - 10-18 years of age
90113	Divinity – Adult
90121	Fudge - 9 & under
90122	Fudge - 10-18 years of age
90123	Fudge – Adult
90131	Microwave - 9 & under
90132	Microwave - 10-18 years of age
90133	Microwave – Adult
90141	Peanut Brittle - 9 & under
90142	Peanut Brittle - 10-18 years of age
90143	Peanut Brittle – Adult
90151	Other Candy - 9 & under
90152	Other Candy - 10-18 years of age
90153	Other Candy – Adult

902 Other Foods Division	
<i>Class #</i>	<i>Class Name</i>
90201	Gluten Free Food Product - 9 & under
90202	Gluten Free Food Product - 10-18 years of age
90203	Gluten Free Food Product – Adult
90211	Sourdough Bread – 9 & under
90212	Sourdough Bread – 10-18 years of age
90213	Sourdough Bread – Adult

Grand Champion & Reserve Grand Champion – Rosettes
 Premiums: Blue \$4.00, Red \$3.00, White \$2.00

OPEN CLASS KING ARTHUR BAKING COMPANY CONTEST

Entry: Monday, July 20, 5:30 p.m. – Bldg #2

Judging: Monday, July 20, 6:00 p.m.

Auction After Judging – Bldg #2

Must be Pre-Entered by July 1st!

Limited onsite entry available.



1. Read General Rules & Regulations.
2. **No Alcohol products are allowed to be used as an ingredient.**
3. Limited to DOUBLE CRUST FRUIT PIES only. The type of pie is limited to pies that are safe to exhibit at the fair. No cream or custard pies. Pies must be in a disposable pan. Pie recipe is required with entry on a 3x5" index card.
4. Exhibitor must bring the opened bag of King Arthur Flour or submit a UPC label from the flour bag when entering. Exhibitor must be in the Adult Division, 19 years old & up.
5. Pie entry is open to individuals or groups.
6. The judging criteria will be based on 100 points possible. Taste = 50 points, Overall Appearance/Creativity = 25 points, and Texture = 25 points.
7. The 1st place pie will be presented to the Fair Board President at the conclusion of the judging.
8. All baked goods will be donated to the Fair Board and will be auctioned following the judging. Money will be donated to the Miami County Fair Association.
9. Pie must be made by the exhibitor.
10. Exhibitors may have multiple entries in the baking contest.
11. Prizes:

1st Place: \$75 gift certificate to kingarthurbaking.com

2nd Place: \$50 gift certificate to kingarthurbaking.com

3rd Place: \$25 gift certificate to kingarthurbaking.com

903 King Arthur Flour Baking Contest Division

<i>Class #</i>	<i>Class Name</i>
90301	Double Crust Fruit Pie – Adult only

OPEN CLASS HORTICULTURE DEPARTMENT

Entry: Tuesday, July 21, 6:00-8:00 p.m. or
Wednesday, July 22, 8:00-11:30 a.m. - Bldg #3
Judging: Wednesday, July 22, 1:00-5:00 p.m.

Pre-Entry Deadline July 1st!

Limited onsite entry available.

1. Read General Rules & Regulations.
2. Garden exhibits should use a sturdy paper or plastic plate or container that will support the weight of the produce.
3. For exhibiting information and how to prepare your exhibits, use the Exhibiting Fruits & Vegetables Publication: <http://www.bookstore.ksre.ksu.edu/pubs/C405.pdf> or available at the Extension Office.
4. **Extracted Honey:** must be separated from the comb by centrifugal force, gravity, straining, or other means. The exhibit is 1 glass canning pint jar with a flat lid and ring. All jars must be plain and free of labels.
5. **Garden Exhibit:** Limited to 4 square feet of space. Exhibits need to be in a box, basket, or some type of container for display. The exhibit must consist of 5 different fresh vegetables/fruits. Canned produce is not acceptable. Only one variety of a specific vegetable may be exhibited. Please see #6 below for the number of each item to include in your basket or display. (For example, 1 watermelon, 5 cucumbers, 5 large tomatoes, 12 green beans, and 5 apples).
6. **Number to be exhibited: Large** – 1 each (watermelon, eggplant, squash, cabbage, pumpkin, muskmelon); **Medium** – 5 each (cucumbers, tomatoes, peppers, okra, carrots, beets, potatoes, onion or similar size); **Small** -12 each (green beans, cherry tomatoes, etc.) **Tree Fruits** – 5 each (apples, pears, peaches, etc.).

710 Vegetables Division	
Class #	Class Name
71001	Beets – Youth (18 & under)
71002	Beets – Adult
71003	Carrots – Youth (18 & under)
71004	Carrots – Adult
71005	Cucumbers – Youth (18 & under)
71006	Cucumbers – Adult
71007	Garlic – Youth (18 & under)
71008	Garlic – Adult
71009	Green Snap Beans – Youth (18 & under)
71010	Green Snap Beans – Adult
71011	Yellow Wax Beans – Youth (18 & under)
71012	Yellow Wax Beans – Adult
71013	Head of Cabbage – Youth (18 & under)
71014	Head of Cabbage – Adult
71015	Okra – Youth (18 & under)
71016	Okra – Adult
71017	Red Potatoes – Youth (18 & under)
71018	Red Potatoes – Adult
71019	White Potatoes – Youth (18 & under)
71020	White Potatoes – Adult
71021	Yellow Onions – Youth (18 & under)

71022	Yellow Onions – Adult
71023	Red Onions – Youth (18 & under)
71024	Red Onions – Adult
71025	White Onions – Youth (18 & under)
71026	White Onions – Adult
71027	Cherry Tomatoes – Youth (18 & under)
71028	Cherry Tomatoes – Adult
71029	Standard Tomatoes – Youth (18 & under)
71030	Standard Tomatoes – Adult
71031	Roma Tomatoes – Youth (18 & under)
71032	Roma Tomatoes – Adult
71033	Yellow Tomatoes – Youth (18 & under)
71034	Yellow Tomatoes – Adult
71035	Grape Tomatoes– Youth (18 & under)
71036	Grape Tomatoes – Adult
71037	Sweet Peppers – Youth (18 & under)
71038	Sweet Peppers – Adult
71039	Hot Peppers – Youth (18 & under)
71040	Hot Peppers – Adult
71041	Jalapeno Peppers – Youth (18 & under)
71042	Jalapeno Peppers – Adult
71043	Eggplant– Youth (18 & under)
71044	Eggplant – Adult
71045	Summer Squash – Youth (18 & under)
71046	Summer Squash – Adult
71047	Winter Squash – Youth (18 & under)
71048	Winter Squash – Adult
71049	Zucchini – Youth (18 & under)
71050	Zucchini – Adult
71051	Pumpkins – Youth (18 & under)
71052	Pumpkins – Adult
71053	Gourds – Youth (18 & under)
71054	Gourds – Adult
71055	Sweet Corn – Youth (18 & under)
71056	Sweet Corn – Adult
71057	Tallest Sunflower Stalk – Youth (18 & under)
71058	Tallest Sunflower Stalk – Adult
71059	Largest Circumference Sunflower – Youth (18 & under)
71060	Largest Circumference Sunflower – Adult
71061	Other Vegetable – Youth (18 & under)
71062	Other Vegetable – Adult
71063	Garden Exhibit – Youth (18 & under)
71064	Garden Exhibit – Adult

711 Fruits Division

<i>Class #</i>	<i>Class Name</i>
71101	Apples – Youth (18 & under)
71102	Apples – Adult
71103	Blackberries – Youth (18 & under)
71104	Blackberries – Adult
71105	Blueberries – Youth (18 & under)
71106	Blueberries – Adult
71107	Peaches – Youth (18 & under)
71108	Peaches – Adult
71109	Pears – Youth (18 & under)
71110	Pears – Adult
71111	Muskmelon – Youth (18 & under)
71112	Muskmelon – Adult
71113	Watermelon – Youth (18 & under)
71114	Watermelon – Adult
71115	Other Fruits – Youth (18 & under)
71116	Other Fruits – Adult

712 Extracted Honey Division

Extracted Honey: must be separated from the comb by centrifugal force, gravity, straining, or other means. The exhibit is 1 glass canning pint jar with a flat lid and ring. All jars must be plain and free of labels.

<i>Class #</i>	<i>Class Name</i>
71201	Light Extracted Honey – Youth (18 & under)
71202	Light Extracted Honey – Adult
71203	Dark Extracted Honey – Youth (18 & under)
71204	Dark Extracted Honey – Adult

713 Fresh Culinary Herb Division

Must be 6 stems of one variety of fresh herb exhibited in a disposable container of water.

<i>Class #</i>	<i>Class Name</i>
71301	Rosemary – Youth (18 & under)
71302	Rosemary – Adult
71303	Dill – Youth (18 & under)
71304	Dill – Adult
71305	Tarragon – Youth (18 & under)
71306	Tarragon – Adult
71307	Mint – Youth (18 & under)
71308	Mint – Adult
71309	Cilantro – Youth (18 & under)
71310	Cilantro – Adult
71311	Chives – Youth (18 & under)
71312	Chives – Adult
71313	Basil – Youth (18 & under)
71314	Basil – Adult
71315	Thyme – Youth (18 & under)
71316	Thyme – Adult
71317	Sage – Youth (18 & under)
71318	Sage – Adult
71319	Stevia – Youth (18 & under)

713 Fresh Culinary Herb Division, Continued

<i>Class #</i>	<i>Class Name</i>
71320	Stevia – Adult
71321	Oregano – Youth (18 & under)
71322	Oregano – Adult
71323	Any Other Herb– Youth (18 & under)
71324	Any Other Herb – Adult
71325	Salsa Ingredient – Youth (18 & under)
71326	Salsa Ingredient – Adult

Grand Champion & Reserve Grand Champion – Rosettes

Premiums: Blue \$4.00, Red \$3.00, White \$2.00

OPEN CLASS LADIES & SHEPHERDS LEAD DEPARTMENT

Entry: Tuesday, July 21 at 4:30 p.m. – Bldg #5

Show: Tuesday, July 21, 5:00 p.m. – Bldg #5

Pre-Entry Deadline July 1st!

Limited onsite entry available.

1. Read General Rules & Regulations.
2. All sheep entered in this contest must be an exhibit on the fairgrounds and have been inspected during 4-H Sheep Entry. Sheep do not have to be owned by the exhibitor but can be borrowed for the event.
3. The objective of this class is to present the sheep and their by-product, wool, in the most attractive manner. Exhibitors will be leading well-groomed sheep while wearing wool garments.
4. Participants must furnish their own garment or costume, which must be made of a majority of wool, excluding accessories.
5. Sheep may be decorated in a unique or creative way to coordinate with your garment and add interest.
6. Entries will be judged on Costume, Poise, and Appearance (75%) and control and presentation of the sheep (25%).
7. A 100-word script of your background and activities along with a description of the garment should be turned in at entry time at 4:30 p.m., Tuesday, July 21.

780 Ladies Lead Division

<i>Class #</i>	<i>Class Name</i>
78001	Ladies Lead – 9 & under
78002	Ladies Lead – 10-18 years of age
78003	Ladies Lead – Adult

781 Shepherds Lead Division

<i>Class #</i>	<i>Class Name</i>
78101	Shepherds Lead – 9 & under
78102	Shepherds Lead – 10-18 years of age
78103	Shepherds Lead – Adult

Grand Champions & Reserve Grand Champions – Rosettes

Premiums: Blue \$4.00, Red \$3.00, White \$2.00


OPEN CLASS PHOTOGRAPHY DEPARTMENT

Entry: Tuesday, July 21, 6:00-8:00 p.m. or
Wednesday, July 22, 8:00-11:30 a.m. – Bldg #2
Judging: Wednesday, July 22, 1:00-5:00 p.m.

Pre-Entry Deadline July 1st!

Limited onsite entry available.

1. Read General Rules & Regulations.
2. All pictures must be taken by non-professionals. Limit 1 entry per class.
3. All photos must be no larger than 8x10", no smaller than 5x7" after trimming. Photos can be trimmed to 7x9". Photos need to be mounted across the narrow 11" dimension of an 11"x12.5" sheet of white studio mount, with the top edge of the print 1" below the top of the mount and the sides of the print equal distance from the two sides of the mount. All photos should be permanently attached to the lightest side of the mount board using 3M #77 spray adhesive or equivalent. (Photo Mount Board is available at the Extension Office also known as Matte Board).



4. Remove white border from enlargement before mounting. No lettering is permitted on the mount or photo. No overlays or border are to be used. No Frames.
5. A completed special photo tag or label needs to be included in the bag with the mounted photo. These are available at the Extension office, online or at the fair on entry day. Information will include name, class, photo title, and type of film used.
6. Photos must be displayed in a 2-gallon self-sealing bag. DO NOT SEAL PHOTO BAG. Please do not use slide bags; they do not fit our display boards at the fair.
7. For computer enhanced or manipulated photo provide a 4x6" or smaller original photo in an envelope taped on the sides and bottom, with the flap facing the open side- to the back of the mount.
8. Photos that do not adhere to mounting or display guidelines will not be entered.
9. Photos of trains and/or railroad tracks are not eligible to enter.
10. **Please note: AI (artificial intelligence) modified images are not allowed.**

Definitions:

Abstract – depicting of subject in a way that is different from its natural state.

Action – movement within photo should be apparent.

Architectural – depicting architecture or architectural form.

Children – one or more children.

Creative – manipulated, enhanced, or any type of creative treatment.

Flowers – flowers of any type.

Holiday – primary focus should be depicting a holiday.

Landscape – depicting land or scenic views.

Other – any photo.

Patriotic – depicting patriotism or pride in country.

Pets – domestic animals commonly considered pets.

Portrait – one or more people with primary focus on the person.

Sports – any type of sport or sporting event.

Weather- any form of weather.

Wildlife – non-domesticated animals.

930 Black & White - Nature Division	
<i>Class #</i>	<i>Class Name</i>
93001	Flowers - 9 & under
93002	Flowers - 10-18 years of age
93003	Flowers – Adult
93011	Landscape - 9 & under
93012	Landscape - 10-18 years of age
93013	Landscape – Adult
93031	Weather - 9 & under
93032	Weather - 10-18 years of age
93033	Weather – Adult
93041	Wildlife - 9 & under
93042	Wildlife - 10-18 years of age
93043	Wildlife – Adult
93051	Farm/Agriculture - 9 & under
93052	Farm/Agriculture - 10-18 years of age
93053	Farm/Agriculture – Adult
93061	Insect/Bug - 9 & under
93062	Insect/Bug - 10-18 years of age
93063	Insect/Bug – Adult
93071	Bodies of Water - 9 & under
93072	Bodies of Water - 10-18 years of age
93073	Bodies of Water – Adult
93081	Underwater - 9 & under
93082	Underwater - 10-18 years of age
93083	Underwater – Adult
93091	Livestock-9 & under
93092	Livestock-10-18 years of age
93093	Livestock-Adult

931 Black & White - Social Division	
<i>Class #</i>	<i>Class Name</i>
93101	Children - 9 & under
93102	Children - 10-18 years of age
93103	Children – Adult
93111	Portrait - 9 & under
93112	Portrait - 10-18 years of age
93113	Portrait – Adult
93121	Sports - 9 & under
93122	Sports - 10-18 years of age
93123	Sports – Adult
93131	Action - 9 & under
93132	Action - 10-18 years of age
93133	Action – Adult
93141	Pets (Domesticated) - 9 & under
93142	Pets (Domesticated) - 10-18 years of age
93143	Pets (Domesticated) – Adult

93151	Celebrations (Weddings, Graduations, etc.) - 9 & under
93152	Celebrations (Weddings, Graduations, etc.) - 10-18 years of age
93153	Celebrations (Weddings, Graduations, etc.) - Adult

932 Black & White - Imagination Division

<i>Class #</i>	<i>Class Name</i>
93201	Abstract - 9 & under
93202	Abstract - 10-18 years of age
93203	Abstract – Adult
93211	Artistic - 9 & under
93212	Artistic - 10-18 years of age
93213	Artistic – Adult
93221	Creative - 9 & under
93222	Creative - 10-18 years of age
93223	Creative – Adult
93231	Manipulated - 9 & under
93232	Manipulated - 10-18 years of age
93233	Manipulated – Adult

933 Black & White - Other Division

<i>Class #</i>	<i>Class Name</i>
93301	Holiday - 9 & under
93302	Holiday - 10-18 years of age
93303	Holiday – Adult
93311	Patriotic - 9 & under
93312	Patriotic - 10-18 years of age
93313	Patriotic – Adult
93321	Architectural - 9 & under
93322	Architectural - 10-18 years of age
93323	Architectural – Adult
93331	Miami County Highlight - 9 & under
93332	Miami County Highlight - 10-18 years of age
93333	Miami County Highlight – Adult
93341	Historic - 9 & under
93342	Historic - 10-18 years of age
93343	Historic – Adult
93351	Other - 9 & under
93352	Other - 10-18 years of age
93353	Other – Adult

934 Color - Nature Division

<i>Class #</i>	<i>Class Name</i>
93401	Flowers - 9 & under
93402	Flowers - 10-18 years of age
93403	Flowers – Adult
93411	Landscape - 9 & under
93412	Landscape - 10-18 years of age
93413	Landscape – Adult
93431	Weather - 9 & under
93432	Weather - 10-18 years of age
93433	Weather – Adult

93441	Wildlife - 9 & under
93442	Wildlife - 10-18 years of age
93443	Wildlife – Adult
93451	Farm/Agriculture - 9 & under
93452	Farm/Agriculture - 10-18 years of age
93453	Farm/Agriculture – Adult
93461	Insect/Bug - 9 & under
93462	Insect/Bug - 10-18 years of age
93463	Insect/Bug – Adult
93471	Bodies of Water - 9 & under
93472	Bodies of Water - 10-18 years of age
93473	Bodies of Water – Adult
93481	Underwater - 9 & under
93482	Underwater - 10-18 years of age
93483	Underwater – Adult
93491	Livestock - 9 & under
93492	Livestock -10-18 years of age
93493	Livestock - Adult

935 Color - Social Division

<i>Class #</i>	<i>Class Name</i>
93501	Children - 9 & under
93502	Children - 10-18 years of age
93503	Children – Adult
93511	Portrait - 9 & under
93512	Portrait - 10-18 years of age
93513	Portrait – Adult
93521	Sports - 9 & under
93522	Sports - 10-18 years of age
93523	Sports – Adult
93531	Action - 9 & under
93532	Action - 10-18 years of age
93533	Action – Adult
93541	Pets (Domesticated) - 9 & under
93542	Pets (Domesticated) - 10-18 years of age
93543	Pets (Domesticated) – Adult
93551	Celebrations (Weddings, Graduations, etc.) - 9 & under
93552	Celebrations (Weddings, Graduations, etc.) - 10-18 years of age
93553	Celebrations (Weddings, Graduations, etc.) - Adult

936 Color - Imagination Division

<i>Class #</i>	<i>Class Name</i>
93601	Abstract - 9 & under
93602	Abstract - 10-18 years of age
93603	Abstract – Adult
93611	Artistic - 9 & under
93612	Artistic - 10-18 years of age
93613	Artistic – Adult
93621	Creative - 9 & under
93622	Creative - 10-18 years of age
93623	Creative – Adult

93631	Manipulated - 9 & under
93632	Manipulated - 10-18 years of age
93633	Manipulated – Adult

937 Color - Other Division	
<i>Class #</i>	<i>Class Name</i>
93701	Holiday - 9 & under
93702	Holiday - 10-18 years of age
93703	Holiday – Adult
93711	Patriotic - 9 & under
93712	Patriotic - 10-18 years of age
93713	Patriotic – Adult
93721	Architectural - 9 & under
93722	Architectural - 10-18 years of age
93723	Architectural – Adult
93731	Miami County Highlight - 9 & under
93732	Miami County Highlight - 10-18 years of age
93733	Miami County Highlight – Adult
93741	Historic - 9 & under
93742	Historic - 10-18 years of age
93743	Historic – Adult
93751	Other - 9 & under
93752	Other - 10-18 years of age
93753	Other – Adult

Grand Champion & Reserve Grand Champion – Rosettes

Premiums: Blue \$4.00, Red \$3.00, White \$2.00

OPEN CLASS PIGEONS & DOVES DEPARTMENT

Entry: Monday, July 20, 8:00-11:00 a.m. – Bldg #7

Judging: Tuesday, July 21, at 9:00 a.m. – Bldg #7

Pre-Entry Deadline July 1st!

Limited onsite entry available.

1. Read General Rules & Regulations.
2. Exhibitors are limited to 8 entries and may not enter more than 2 birds per class regardless of breed.
3. You must check-in with the superintendent before placing any birds in cages.
4. Stock showing symptoms of disease will be disqualified.
5. Judging will be based on the latest standards of the National Pigeon Association.
6. Classes will be offered for all standard breeds approved by the National Pigeon Association. Please designate your breed on your pre-entry.

771 Pigeons & Doves Division	
<i>Class #</i>	<i>Class Name</i>
77101	Old Cock – over 1 year
77102	Young Cock – under 1 year
77103	Old Hen – over 1 year
77104	Young Hen – under 1 year

Grand Champions & Reserve Grand Champions – Rosettes

Premiums: Blue \$4.00, Red \$3.00, White \$2.00

OPEN CLASS POULTRY DEPARTMENT

Entry: Monday, July 20, 8:00-11:00 a.m. – Bldg #7

Judging: Tuesday, July 21, at 9:00 a.m. – Bldg #7

Pre-Entry Deadline July 1st!

Limited onsite entry available.

1. Read General Rules & Regulations.
2. Exhibitors are limited to 8 entries.
3. You must check-in with the superintendent before placing any birds in cages.
4. All entries must be single birds except pen entries.
5. Stock showing symptoms of disease will be disqualified.
6. The latest Standard of perfection will be used in judging.
7. Birds entered in a single class will not be permitted to show as part of a pen, nor will birds composing a pen be allowed to show in single classes.
8. Exhibitors are responsible for the care and feeding of their exhibits.
9. Ducks will be a carrier show and allowed to leave as soon as judging is complete on Tuesday. Duck Champions may stay for display purposes. Open class poultry will only be allowed to stay after judging if there are sufficient cages available.

A mandatory Pullorum-Typhoid test will be done by the State Vet during check-in on Monday, July 20th from 8:00 – 11:00 a.m. All 4-H & Open Poultry must be tested.

770 Poultry Division	
<i>Class #</i>	<i>Class Name</i>
77001	Standard Breeds: Large Fowl: 1 young bird
77002	Standard Breeds: Large Fowl: 1 old bird
77003	Standard Breeds: Bantams 1 young bird
77004	Standard Breeds: Bantam 1 old bird
77005	Meat Pen of 3
77006	Production Pullets, Pen of 3
77007	Production Hens, Pen of 3
77008	Dual Purpose Pullets, Pen of 3
77009	Dual Purpose Hens, Pen of 3
77010	Turkey, all breeds
77011	Duck, Call or Bantam
77012	Duck, all other breeds
77013	Geese, all breeds
77014	Guineas, All breeds
77015	Game Birds – Quail & Pheasant

Grand Champions & Reserve Grand Champions – Rosettes

Premiums: Blue \$4.00, Red \$3.00, White \$2.00

OPEN CLASS QUILTING DEPARTMENT

Entry: Tuesday, July 21, 6:00-8:00 p.m. or
Wednesday, July 22, 8:00-11:30 a.m. – Bldg #4
Judging: Wednesday, July 22, 1:00-5:00 p.m.

Pre-Entry Deadline July 1st!

Limited onsite entry available.

1. Read General Rules & Regulations.
2. Every article exhibiting must have been made in the past five years. The exhibit should be a different item each year.
3. Limited 1 item per class per exhibitor.
4. Exhibits must be pieced and quilted by the exhibitor. (Exception Class B – those hand quilted by groups, Class D – Machine Quilted by Professional)
5. Items should be clean and odor-free.
6. **Names displayed on the back of the quilt/project must be covered prior to entry.**
7. **Large quilts should have a sleeve for hanging.**

950 Hand Quilted by Individual Division	
<i>Class #</i>	<i>Class Name</i>
95001	Quilt, Pieced - 9 & under
95002	Quilt, Pieced - 10-18 years of age
95003	Quilt, Pieced – Adult
95006	Quilt, Appliqued - 9 & under
95007	Quilt, Appliqued - 10-18 years of age
95008	Quilt, Appliqued – Adult
95011	Mixed Techniques - 9 & under
95012	Mixed Techniques - 10-18 years of age
95013	Mixed Techniques – Adult
95016	Quilt, Baby - 9 & under
95017	Quilt, Baby - 10-18 years of age
95018	Quilt, Baby – Adult
95021	Quilt, Doll - 9 & under
95022	Quilt, Doll - 10-18 years of age
95023	Quilt, Doll – Adult
95026	Quilt, Preprinted Fabric - 9 & under
95027	Quilt, Preprinted Fabric - 10-18 years of age
95028	Quilt, Preprinted Fabric – Adult
95031	Quilt, Other - 9 & under
95032	Quilt, Other - 10-18 years of age
95033	Quilt, Other – Adult
95036	Quilted Table Runner - 9 & under
95037	Quilted Table Runner - 10-18 years of age
95038	Quilted Table Runner – Adult
95041	Mini Quilted Wall-hanging (no side longer than 20”) - 9 & under
95042	Mini Quilted Wall-hanging (no side longer than 20”) - 10-18 years of age
95043	Mini Quilted Wall-hanging (no side longer than 20”) – Adult
95046	Appliqued Quilted Wall-hanging - 9 & under
95047	Appliqued Quilted Wall-hanging - 10-18 years of age
95048	Appliqued Quilted Wall-hanging - Adult

95051	Stenciled Quilted Wall-hanging - 9 & under
95052	Stenciled Quilted Wall-hanging - 10-18 years of age
95053	Stenciled Quilted Wall-hanging – Adult
95056	Pieced Quilted Wall-hanging - 9 & under
95057	Pieced Quilted Wall-hanging - 10-18 years of age
95058	Pieced Quilted Wall-hanging – Adult
95061	Quilted Accessories - 9 & under
95062	Quilted Accessories - 10-18 years of age
95063	Quilted Accessories – Adult

951 Hand Quilted by Group Division

<i>Class #</i>	<i>Class Name</i>
95101	Quilt, Pieced - 9 & under
95102	Quilt, Pieced - 10-18 years of age
95103	Quilt, Pieced – Adult
95106	Quilt, Appliqued - 9 & under
95107	Quilt, Appliqued - 10-18 years of age
95108	Quilt, Appliqued – Adult
95111	Mixed Techniques - 9 & under
95112	Mixed Techniques - 10-18 years of age
95113	Mixed Techniques – Adult
95116	Quilt, Baby - 9 & under
95117	Quilt, Baby - 10-18 years of age
95118	Quilt, Baby – Adult
95121	Quilt, Doll - 9 & under
95122	Quilt, Doll - 10-18 years of age
95123	Quilt, Doll – Adult
95126	Quilt, Preprinted Fabric - 9 & under
95127	Quilt, Preprinted Fabric - 10-18 years of age
95128	Quilt, Preprinted Fabric – Adult
95131	Quilt, Other - 9 & under
95132	Quilt, Other - 10-18 years of age
95133	Quilt, Other – Adult
95136	Quilted Table Runner - 9 & under
95137	Quilted Table Runner - 10-18 years of age
95138	Quilted Table Runner – Adult
95141	Mini Quilted Wall-hanging (no side longer than 20”) - 9 & under
95142	Mini Quilted Wall-hanging (no side longer than 20”) - 10-18 years of age
95143	Mini Quilted Wall-hanging (no side longer than 20”) – Adult
95146	Appliqued Quilted Wall-hanging - 9 & under
95147	Appliqued Quilted Wall-hanging - 10-18 years of age
95148	Appliqued Quilted Wall-hanging - Adult
95151	Stenciled Quilted Wall-hanging - 9 & under
95152	Stenciled Quilted Wall-hanging - 10-18 years of age
95153	Stenciled Quilted Wall-hanging – Adult
95156	Pieced Quilted Wall-hanging - 9 & under
95157	Pieced Quilted Wall-hanging - 10-18 years of age
95158	Pieced Quilted Wall-hanging – Adult
95161	Quilted Accessories - 9 & under
95162	Quilted Accessories - 10-18 years of age
95163	Quilted Accessories – Adult

952 Machine Quilted by Individual Division

<i>Class #</i>	<i>Class Name</i>
95201	Quilt, Pieced - 9 & under
95202	Quilt, Pieced - 10-18 years of age
95203	Quilt, Pieced – Adult
95206	Quilt, Appliqued - 9 & under
95207	Quilt, Appliqued - 10-18 years of age
95208	Quilt, Appliqued – Adult
95211	Mixed Techniques - 9 & under
95212	Mixed Techniques - 10-18 years of age
95213	Mixed Techniques – Adult
95216	Quilt, Baby - 9 & under
95217	Quilt, Baby - 10-18 years of age
95218	Quilt, Baby – Adult
95221	Quilt, Doll - 9 & under
95222	Quilt, Doll - 10-18 years of age
95223	Quilt, Doll – Adult
95226	Quilt, Preprinted Fabric - 9 & under
95227	Quilt, Preprinted Fabric - 10-18 years of age
95228	Quilt, Preprinted Fabric – Adult
95231	Quilt, Other - 9 & under
95232	Quilt, Other - 10-18 years of age
95233	Quilt, Other - Adult
95236	Quilted Table Runner - 9 & under
95237	Quilted Table Runner - 10-18 years of age
95238	Quilted Table Runner – Adult
95241	Mini Quilted Wall-hanging (no side longer than 20”) - 9 & under
95242	Mini Quilted Wall-hanging (no side longer than 20”) - 10-18 years of age
95243	Mini Quilted Wall-hanging (no side longer than 20”) – Adult
95246	Appliqued Quilted Wall-hanging - 9 & under
95247	Appliqued Quilted Wall-hanging - 10-18 years of age
95248	Appliqued Quilted Wall-hanging - Adult
95251	Stenciled Quilted Wall-hanging - 9 & under
95252	Stenciled Quilted Wall-hanging - 10-18 years of age
95253	Stenciled Quilted Wall-hanging – Adult
95256	Pieced Quilted Wall-hanging - 9 & under
95257	Pieced Quilted Wall-hanging - 10-18 years of age
95258	Pieced Quilted Wall-hanging – Adult
95261	Quilted Accessories - 9 & under
95262	Quilted Accessories - 10-18 years of age
95263	Quilted Accessories – Adult

953 Machine Quilted by Other Division

Quilted by someone other than exhibitor (ie. Friend, Relative, Professional, etc.)

<i>Class #</i>	<i>Class Name</i>
95301	Quilt, Pieced - 9 & under
95302	Quilt, Pieced - 10-18 years of age
95303	Quilt, Pieced – Adult
95306	Quilt, Appliqued - 9 & under
95307	Quilt, Appliqued - 10-18 years of age
95308	Quilt, Appliqued – Adult

95311	Mixed Techniques - 9 & under
95312	Mixed Techniques - 10-18 years of age
95313	Mixed Techniques – Adult
95316	Quilt, Baby - 9 & under
95317	Quilt, Baby - 10-18 years of age
95318	Quilt, Baby – Adult
95321	Quilt, Doll - 9 & under
95322	Quilt, Doll - 10-18 years of age
95323	Quilt, Doll – Adult
95326	Quilt, Preprinted Fabric - 9 & under
95327	Quilt, Preprinted Fabric - 10-18 years of age
95328	Quilt, Preprinted Fabric - Adult
95331	Quilt, Other - 9 & under
95332	Quilt, Other - 10-18 years of age
95333	Quilt, Other – Adult
95336	Quilted Table Runner - 9 & under
95337	Quilted Table Runner - 10-18 years of age
95338	Quilted Table Runner - Adult
95341	Mini Quilted Wall-hanging (no side longer than 20”) - 9 & under
95342	Mini Quilted Wall-hanging (no side longer than 20”) - 10-18 years of age
95343	Mini Quilted Wall-hanging (no side longer than 20”) - Adult
95346	Appliqued Quilted Wall-hanging - 9 & under
95347	Appliqued Quilted Wall-hanging - 10-18 years of age
95348	Appliqued Quilted Wall-hanging - Adult
95351	Stenciled Quilted Wall-hanging - 9 & under
95352	Stenciled Quilted Wall-hanging - 10-18 years of age
95353	Stenciled Quilted Wall-hanging - Adult
95356	Pieced Quilted Wall-hanging - 9 & under
95357	Pieced Quilted Wall-hanging - 10-18 years of age
95358	Pieced Quilted Wall-hanging - Adult
95361	Quilted Accessories - 9 & under
95362	Quilted Accessories - 10-18 years of age
95363	Quilted Accessories - Adult

954 Tied Division

<i>Class #</i>	<i>Class Name</i>
95401	Quilt, Pieced - 9 & under
95402	Quilt, Pieced - 10-18 years of age
95403	Quilt, Pieced – Adult
95406	Quilt, Appliqued - 9 & under
95407	Quilt, Appliqued - 10-18 years of age
95408	Quilt, Appliqued - Adult
95411	Mixed Techniques - 9 & under
95412	Mixed Techniques - 10-18 years of age
95413	Mixed Techniques - Adult
95416	Quilt, Baby - 9 & under
95417	Quilt, Baby - 10-18 years of age
95418	Quilt, Baby – Adult
95421	Quilt, Doll - 9 & under
95422	Quilt, Doll - 10-18 years of age
95423	Quilt, Doll – Adult

95426	Quilt, Preprinted Fabric - 9 & under
95427	Quilt, Preprinted Fabric - 10-18 years of age
95428	Quilt, Preprinted Fabric - Adult
95431	Quilt, Other - 9 & under
95432	Quilt, Other - 10-18 years of age
95433	Quilt, Other – Adult
95436	Quilted Table Runner - 9 & under
95437	Quilted Table Runner - 10-18 years of age
95438	Quilted Table Runner - Adult
95441	Mini Quilted Wall-hanging (no side longer than 20”) - 9 & under
95442	Mini Quilted Wall-hanging (no side longer than 20”) - 10-18 years of age
95443	Mini Quilted Wall-hanging (no side longer than 20”) - Adult
95446	Appliqued Quilted Wall-hanging - 9 & under
95447	Appliqued Quilted Wall-hanging - 10-18 years of age
95448	Appliqued Quilted Wall-hanging - Adult
95451	Stenciled Quilted Wall-hanging - 9 & under
95452	Stenciled Quilted Wall-hanging - 10-18 years of age
95453	Stenciled Quilted Wall-hanging - Adult
95456	Pieced Quilted Wall-hanging - 9 & under
95457	Pieced Quilted Wall-hanging - 10-18 years of age
95458	Pieced Quilted Wall-hanging – Adult
95461	Quilted Accessories - 9 & under
95462	Quilted Accessories - 10-18 years of age
95463	Quilted Accessories – Adult

955 Beginning Quilter Division

Article finished by a beginning quilter in the past 24 months. Beginning quilt must be pieced and quilted by the exhibitor.

<i>Class #</i>	<i>Class Name</i>
95501	Quilt - 9 & under
95502	Quilt - 10-18 years of age
95503	Quilt – Adult
95506	Wall-hanging - 9 & under
95507	Wall-hanging - 10-18 years of age
95508	Wall-hanging – Adult
95511	Other - 9 & under
95512	Other - 10-18 years of age
95513	Other – Adult

Prizes Sponsored by Miami County Quilters’ Guild

Best of Show = \$25 & Ribbon

Grand Champion = \$15 & Ribbon

Reserve Grand Champion = \$10 & Ribbon

Best of Class – Overall Youth = \$10 gift certificate to Li'l Red Hen Quilt Shop

Best of Class – Beginning Quilter = \$10 gift certificate to Li'l Red Hen Quilt Shop

Premiums: Blue \$4.00, Red \$3.00, White \$2.00

SEEDS FOR KIDS DEPARTMENT

**Entry: Tuesday, July 21, 6:00-8:00 p.m. or
Wednesday, July 22, 8:00-11:30 a.m. – Bldg #3
Judging: Wednesday, July 22, 1:00-5:00 p.m. – Bldg #3**

Pre-Entry Deadline July 1st!

Limited onsite entry available.

1. Read General Rules & Regulations.
2. All exhibits are from the seeds distributed through the Seeds for Kids Program.
3. All exhibits will receive a ribbon.
4. Each exhibitor is limited to 1 entry per class.
5. Zucchini should be 6-9 inches in length for marketable size classes.

970 Marigolds Division	
<i>Class #</i>	<i>Class Name</i>
97001	Single Stem – Under 7 years of age
97002	Single Stem – 7-9 years of age
97003	Single Stem – 10-13 years of age
97004	Single Stem – 14-18 years of age
97005	Simple Floral Arrangement – Under 7 years of age
97006	Simple Floral Arrangement – 7-9 years of age
97007	Simple Floral Arrangement – 10-13 years of age
97008	Simple Floral Arrangement – 14-18 years of age

971 Sunflowers Division	
<i>Class #</i>	<i>Class Name</i>
97101	Tallest Stalk – Under 7 years of age
97102	Tallest Stalk – 7-9 years of age
97103	Tallest Stalk – 10-13 years of age
97104	Tallest Stalk – 14-18 years of age
97105	Largest Circumference – Under 7 years of age
97106	Largest Circumference – 7-9 years of age
97107	Largest Circumference – 10-13 years of age
97108	Largest Circumference – 14-18 years of age

972 Zinnias Division	
<i>Class #</i>	<i>Class Name</i>
97201	Single Stem – Under 7 years of age
97202	Single Stem – 7-9 years of age
97203	Single Stem – 10-13 years of age
97204	Single Stem – 14-18 years of age
97205	Simple Floral Arrangement – Under 7 years of age
97206	Simple Floral Arrangement – 7-9 years of age
97207	Simple Floral Arrangement – 10-13 years of age
97208	Simple Floral Arrangement – 14-18 years of age

973 Zucchini Division	
<i>Class #</i>	<i>Class Name</i>
97301	Marketable Size, 1 Zucchini – Under 7 years of age
97302	Marketable Size, 1 Zucchini – 7-9 years of age
97303	Marketable Size, 1 Zucchini – 10-13 years of age
97304	Marketable Size, 1 Zucchini – 14-18 years of age
97305	Best Decorated Zucchini – Under 7 years of age
97306	Best Decorated Zucchini – 7-9 years of age
97307	Best Decorated Zucchini – 10-13 years of age
97308	Best Decorated Zucchini – 14-18 years of age

Grand Champion & Reserve Grand Champion – Rosettes

Premiums: Blue \$4.00, Red \$3.00, White \$2.00

Banners will be awarded for Best Marigold, Best Sunflower, Best Zinnia, Best Zucchini.

OPEN CLASS WOODWORKING DEPARTMENT

Entry: Tuesday, July 21, 6:00-8:00 p.m. or

Wednesday, July 22, 8:00-11:30 a.m.

Judging: Wednesday, July 22, 1:00-5:00 p.m.

Pre-Entry Deadline July 1st!

Limited onsite entry available.

1. Read General Rules & Regulations.
2. Entries must be made in the past 2 years. Exhibits should be a different item each year.
3. No exhibitor shall enter more than 2 entries in any 1 class.

960 Woodworking Division	
<i>Class #</i>	<i>Class Name</i>
96001	Woodworking Article for Farm or Shop Use - 9 & under
96002	Woodworking Article for Farm or Shop Use - 10-18 years of age
96003	Woodworking Article for Farm or Shop Use - Adult
96011	Lawn Furniture - 9 & under
96012	Lawn Furniture - 10-18 years of age
96013	Lawn Furniture – Adult
96021	Household Furniture - 9 & under
96022	Household Furniture - 10-18 years of age
96023	Household Furniture – Adult
96031	Repaired & Refinished Furniture - 9 & under
96032	Repaired & Refinished Furniture - 10-18 years of age
96033	Repaired & Refinished Furniture – Adult
96041	Toys - 9 & under
96042	Toys - 10-18 years of age
96043	Toys – Adult
96051	Laser Cut Item - 9 & under
96052	Laser Cut Item - 10-18 years of age
96053	Laser Cut Item – Adult
96061	Wood Burning - 9 & under
96062	Wood Burning - 10-18 years of age

96063	Wood Burning – Adult
96071	Wood Carving - 9 & under
96072	Wood Carving - 10-18 years of age
96073	Wood Carving – Adult
96081	Other - 9 & under
96082	Other - 10-18 years of age
96083	Other – Adult

Grand Champion & Reserve Grand Champion – Rosettes
Premiums: Blue \$4.00, Red \$3.00, White \$2.00

SPECIAL OPEN CONTESTS
THESE CONTESTS ARE NON-PREMIUM CLASSES

KIDDIE TRACTOR PULL (SANCTIONED)

Entry: Monday, July 20, 3pm – Bldg #5
Contest: Monday, July 20, 4pm – Bldg #5
Miami County Farm Bureau, sponsor

Kiddie Tractor Pull

Division 1 = Under 4 years of age
Division 2 = 5 years of age
Division 3 = 6 years of age
Division 4 = 7 years of age
Division 5 = 8 years of age

Division 6 = 9 years of age
Division 7 = 10 years of age
Division 8 = 11 years of age
Division 9 = 12 years of age

Divisions by age on the day of the pull.
Medals for 1st, 2nd, & 3rd in each division.
Winners advance to the Kansas State Fair.

***Participants of the kiddie tractor pull are asked to bring a non-perishable food item for the local pantries.**

MUTTON BUSTIN'

Entry: Saturday, July 18, 10 a.m.-Noon – Bldg #2
Check-in Time: Thursday, July 23, 5:30-6:30 p.m.
Event: Thursday, July 23, 7:00 p.m. - Arena

To Enter:

- Walk in entry at Miami County Fairgrounds on Saturday
- Or Call 913-294-5090. (Entries end when books are full)
- \$25 ENTRY FEE PER CONTESTANT

Mutton Bustin' (Max weight 50 lbs.)

Divisions by age on the day of the contest

Division 1 – 4 & 5 years of age

Division 2 – 6 & 7 years of age

Awards for 1st, 2nd, & 3rd.

Sustainability Recognition Award

The Lake Region Solid Waste Authority is pleased to sponsor a Sustainability Recognition Award. They are looking to recognize projects that illustrate or promote the benefits of recycling and/or using recycled materials. Consideration is also given to projects that encourage composting, waste reduction, and/or landfill diversion. A custom yellow rosette and cash prize are awarded to the winners.



General Regulations for 4-H & FFA Departments

Karla Hightower, District Extension Agent, 4-H Youth Development
Katelyn Barthol, District Extension Agent, Agriculture
Kathy Goul, District Extension Agent, Aging & Financial Management

Online Pre-Entry Deadline: July 1st – All Departments

Pre-Entry Website: <https://www.maraisdescygnes.k-state.edu/fair-info/miami-county-fair/>



1. Exhibitors in the 4-H and FFA Departments will abide by the general regulations set forth for the Miami County Fair except where special regulations are set forth governing 4-H & FFA Departments.
2. No exhibitor will be allowed to compete who is not a member of Miami County 4-H or Miami County FFA Chapters. 4-H & FFA Members shall be 7-18 years old by January 1, 2026, to be eligible for the 2026 Miami County Fair and meet enrollment deadlines. Marital status does not affect eligibility. Members must meet age and ownership deadlines in order to show animals at the fair.
3. All exhibits are to be this year's work.
4. All 4-H/FFA exhibits must be owned by the exhibitor. All exhibits at the Miami County Fair are entered and displayed at the risk of the exhibitor. The Miami County Fair Board does not accept responsibility for health, damage or loss of an exhibit. Individuals who have exhibits of great sentimental or monetary value should carefully consider whether to exhibit those items.
5. Age classifications will use the members' age as of January 1, 2026.
6. All exhibits will be entered and in place by the time stated under department heading.
7. Decisions of the judges will be final.
8. Judges will base awards on a set standard regardless of the number of exhibits in a class. Only purple ribbon exhibits will be eligible for Champion or Reserve Champion in static exhibits. Animal exhibits must receive a 1st blue to be eligible for Champion or Reserve Champion awards.
9. Exhibits remain the property of the exhibitor and must be reclaimed at the close of the fair. The Miami County Fair will not assume responsibility for any exhibits left after exhibit release. Premiums will be taken if the exhibit is removed before release time or stall area is not properly cleaned.
10. Exhibits must be picked up by the end of the day on Saturday. If you cannot pick up your exhibit on Saturday, July 25th, you must make arrangements with someone else to pick up your exhibit.
11. Animals that will not be sold in the premium auction or shipping at base bid will be released on **Friday, July 24th at 10:00pm OR after the conclusion of the Livestock & Project Auctions on Saturday, July 25th. No animals will be released Saturday morning during the Livestock & Project Auctions.** This includes beef, sheep, swine, goats, poultry and rabbits. Note: Incoming trailer at the start of the fair will move north to south on the east side of the tie barn (Bldg. #8). Friday night/Saturday afternoon load out traffic will run south to north on the east side of the tie barn.
12. Persons moving another exhibitor's livestock or moving assigned stall spaces to make room for their own will be disqualified from exhibiting.
13. Livestock, rabbit, dog, horse, and poultry exhibitors must be on hand to show their project at the time of judging.
14. 4-H or FFA members exhibiting livestock must accompany their exhibits or provide suitable means of caring for them at all times during the fair.
15. No fitting chutes allowed in the barn.

16. One small bale of hay can be stored in the barn only in back of the designated tack area. NO ROUND BALES OF HAY AT TIE OUTS!
17. All livestock must have met county tagging and ownership deadlines. Market Beef by March 22nd. Market & Breeding Swine, Sheep, and Meat Goats by April 26th, Commercial Heifers by April 26th. Registered breeding heifers, gilts, ewes, and does must show ownership by June 15th and must have tattoos/scrappies tag/ear notches. A copy of the registration papers is due with the online fair pre-entry, July 1st. Ownership of market animals is established at the spring tagging.
18. Livestock can be tagged in the family/household name. All eligible 4-H youth (siblings, step-siblings, and/or foster sibling) who legally reside in the same household, share the same legal address, and materially participate in the care of the project the majority of the time can be listed under the family/household name when tagging or declaring ownership of the animals.
19. If the Livestock is ever shown by a different exhibitor (other than siblings, stepsiblings, and/or foster siblings) at another show between spring ownership deadline and the county fair show day, then that animal may not be shown by that exhibitor at the county fair.
20. All members showing beef, sheep, swine, or goats (Breeding or Market) must complete the Youth Quality Care of Animals Training each year.
21. All members showing beef, sheep, swine or goats must fill out and sign the Miami County Fair Declaration Form. This must be signed and submitted to the extension office or superintendents by Ownership deadlines.
22. If an animal cannot be safely exhibited and shown normally it should remain at home. Unsafe animals will not be evaluated for ribbon placing or eligible for market sale.
23. All animals should conform to breed association standards.
24. The fair association encourages adults to remain at least 10 feet away from animals while they are being judged.
25. No animal entered in the Miami County Fair should be fitted by altering natural conformation and structure of the important meat yielding areas of the animal's body or by altering the color or structure of hair or wool coat in any way except for trimming or blocking. In such cases where unethical fitting, fraud, or misrepresentations appear to have been attempted and the alleged attempt is protested, the Miami County Fair may appoint a veterinarian, official or committee to inspect the entry. Animals that have been sold through the Market Animal Sale will have all sale money withheld if they are found to have been tampered with, altered, or if the carcass is condemned.
26. Showmanship: Exhibitors must show their own animal. Once the show ring is entered, no substitution of animals will be allowed.
27. Any 4-H/FFA Market Animal not making weight will show in a lightweight class and will not be eligible for champion or selling in the Market Animal Sale
28. 4-H/FFA Members are expected to exhibit their own animals. An exhibitor substitution may be allowed only in the following cases:
 - a. Exhibitor Is ill/injured; must have physician's order and be present at time of the show.
 - b. Exhibitor has more than one animal entered in the same class. Substitute exhibitors must be entered and exhibiting their own project(s) in the respective species and must be a Miami County 4-H/FFA exhibitor.
29. Neck Ties and Halters must be used in tie barn for any cattle.
30. Cloverbud 4-H members can only show in the Cloverbud Department and unable to show any livestock or animals in 4-H & FFA Departments.

2026 Miami County Fair Project & Livestock Auction Rules

Due to the Removal of Kansas 4-H Policy 10.6 in October of 2023, the Miami County Fairboard has changed the Miami County Fair Project & Livestock Auction and the options available for selling a project or animal. The Miami County Fair Project & Livestock Auction will now have different options youth can select on how their project or livestock is sold:

Market Animal Sale Options

- Auction: Your animal will be sold in the sale as a terminal animal. Youth receives the base bid and loses possession of such animal. (How the auction has proceeded in previous years)
- Premium-Only: Your animal will sell in the sale for premium money only. Youth would NOT receive any base bid and KEEPS possession of that animal to take home. (These animals are allowed to show at KSF/KJLS, if nominated)
- The Ship at Base Bid option will still be available for those livestock exhibited at fair, and not being auctioned.

Project Sale Options

- Buyer Keep: Youth receives the premium money, but the buyer keeps the project.
- 4-Her Keep: Youth receives the premium money but keeps such project for themselves and are able to take project to KSF.

Youth wanting to sell in the Market Animal Sale or the Project Sale will still be required to fill out the Auction Forms, which are due NO LATER than Thursday Evening by 10:00pm.

MARKET ANIMAL SALE

Saturday, July 25 at 9am, Building #5

Exhibitors must complete appropriate form and turn in to Superintendent or Fair Office by THURSDAY, 10:00PM, declaring their choice of auction, ship or take home of all animals on the fairgrounds. A committee will determine if the animals are marketable. THEIR DECISION WILL BE FINAL.

1. **Withdrawal times for drugs, growth promotants and other approved materials:** Exhibitors, their parents, leaders and instructors have a serious responsibility to use animal health aids(drugs), growth promotants and any other approved materials with great care, and only when needed and in correct amounts. Approved withdrawal times are set and must be followed to assure that meat customers receive wholesome food.
2. **Blood and Urine Tests:** The giving of an oral or injected diuretic, growth promotants or other medication not approved for any domestic animal constitutes an unethical practice. The Miami County Fair Board reserves the right to conduct blood and/or urine laboratory analysis on ANY animal entered in a competition. An exhibitor of an animal producing an analysis with a quantity of diuretic, or any unapproved medication will be requested to forfeit all prizes and premiums and may be barred from future competition at the Miami County Fair.
3. **Member must sell their own animal in the auction except in case of serious illness, accident, or death in immediate family.**
4. The market animal sale is held for 4-H & FFA exhibitors, and all animals sold must have been exhibits in this year's 4-H & FFA division of the fair. Only market animals are to be sold. No animals shown in breeding classes will be sold.

5. On the Sale Form, exhibitors must choose if they want to sell their sale animal at the base bid or if they would like to sell as premium only to take their animal home or to future shows.
6. Each exhibitor will be allowed to sell only one market animal pen, the species of their choice, taken from Beef, Sheep, Swine, Poultry, Meat Goat or Rabbit. All animals in the sale must meet minimum weight to sell:
 Beef 1000 pounds & over
 Meat Goats 60 pounds & over
 Sheep 90 pounds & over
 Swine 220 pounds & over
 Poultry meat pen of 3 broilers, each broiler must be 4 pounds & over
 Rabbit meat pen of 3, each rabbit 3 ½ to 5 ½ pounds.
7. Animals will be weighed at check-in and sale price will be based on that weight.
8. Sale order will be according to show placings. The Grand Champion and Reserve Grand Champion of all species will sell at the beginning of the sale. We will then sell by species starting with the rate of gain winners, then according to show placing.
9. Auctioneers will settle any dispute of bid.
10. All animals in the livestock sale will be released to the buyer immediately following the sale except those animals who are premium only.
11. Animal destination must be declared by the **BUYER** before the animal leaves the sale ring. **No changes will be allowed after the animal leaves the ring. No animal will be allowed to come off any trailer.**
12. Exhibitors must care for animals sold until regular time of release.
13. Cloverbuds cannot sell in the project or livestock auction.
14. Animal destination must be declared by BUYER before animal leaves the sale ring. No changes will be allowed after the animal leaves the ring. (This excludes premium only animals.)

PROJECT SALE

Saturday, July 25 at 9am, Building #5

Members must complete the form and turn it in to the Fair Office by THURSDAY, 10:00PM, declaring their project to auction.

Open to any 4-H or FFA member **NOT** selling in the Market Animal Sale. The item must have been exhibited at the current Miami County Fair in the 4-H & FFA Departments.

1. Only one exhibit can be sold. You may add items to your exhibit, i.e., biscuits to a jelly basket, but only one exhibit will be announced during the sale.
2. **NO LIVE ANIMALS CAN BE SOLD.**
3. Food Preparation items must be replaced with fresh. Food products should be the entire product (cake, loaf of bread, etc.) or at least one dozen (12) cookies or muffins, etc.
4. All items will be sold that are registered regardless of ribbon placing.
5. Auctioneer will rule on any disputes.
6. Project Sale Exhibits should be delivered to the buyer at the auction unless other arrangements are made with the buyer.
7. Cloverbuds cannot sell in the project or livestock auction.

4-H AG MECHANICS WELDING DEPARTMENT

Entry & Conference Judging: Tuesday, July 21 8:30-11:30 a.m. - Bldg #2

Must be Pre-Entered by July 1st!

1. Read General Regulations & General Regulations 4-H & FFA Departments.
2. Exhibitors are limited to 4 entries.
3. 4-H Exhibitors must be enrolled in the AG MECHANICS WELDING PROJECT in 4HOnline.
4. Exhibits must be constructed or repaired during the current 4-H year and must have the current year's 4-H Ag Mechanics Welding Information Form & Packet attached. The packet is available at the Extension Office or the website: <https://www.maraisdescygnnes.k-state.edu/fair/miami-county-fair/index.html>
5. Large Exhibits will be displayed outside between buildings #2 & #3.
6. Wheeled exhibits must utilize a braking mechanism which prevents the exhibit from freely rolling while on display.
7. Exhibitors are responsible for providing sufficient braking or "chocks" for trailer exhibits to ensure that the exhibits do not move once positioned. If using a wheel "chocking" mechanism, the two individual blocks should be connected together as a pair of chocks, so they do not become separated. At least one pair of chocks should be placed on each side of the trailer to prevent movement.
8. For trailer exhibits, the tongue for the trailer should have a locking mechanism (e.g., padlock) to prevent the trailer from being moved.
9. Any exhibits with downward swinging parts, such as tailgates, which could pose a fall/striking hazard, should have a tamper resistant locking mechanism such as a "zip-tie" or a "cotter-key" through a release pint that would prevent the swinging part from being accidentally released and hitting someone.
10. Each exhibit must be free-standing or sufficiently supported by a support system that is moveable. Exhibit display boards should have a portable and moveable base and examples should be firmly affixed to the board to ensure all parts of the display stay together. No exhibits may be staked to the ground for display.
11. Top heavy items should be braced or placed in a stand sufficient to prevent it from tipping over while on display.
12. Any wet paint detected by judges will result in lowering one ribbon placing.
13. Repair projects have adequate original finish need not be repainted.
14. Any sharp edges such as blades, should have a protective covering over them to prevent injury. The coverings should be easily removed and reinstalled for judging. Foam "pool noodles" and multiple layers of cardboard are acceptable.
15. Display cases for small exhibits are acceptable and must be easily opened so the items can be removed for judging.
16. Exhibits that include weaponry of any kind will be disqualified. Weaponry is defined as any instrument, possession, or creation, physical and/or electrical that is intended to be used to inflict damage and/or harm to individuals, animal life, and/or property.
17. If the exhibit is powered by flammable liquids (gas, propane, kerosene, etc.), the fuel tank and lines should be drained and allowed to dry, to avoid spills and potential fires.
18. If a safety violation is noted by the judge, superintendent or staff, the exhibit will be lowered one ribbon placing.
19. Label the exhibit with the exhibitor's name and Marais des Cygnes-Miami County in a prominent location on the display.
20. The exhibitor's name and Marais des Cygnes – Miami County must be tagged or labeled in a prominent location on the display.

21. Educational Exhibits should be creative and showcase details about the knowledge learned in the project during the current 4-H year and show how your skills have increased while completing the project. Exhibits will be judged on uniqueness, creativity, neatness, accuracy of materials, knowledge gained, and content.
22. Educational Exhibits should possess the following qualities (in no particular order):
 - a. A Central theme
 - b. What you want others to learn
 - c. Be designed and constructed in a manner befitting the exhibit.
 - d. Be something you are interested in.

383 Ag Mechanics Welding Division	
<i>Class #</i>	<i>Class Name</i>
38302	Ag Repair – Repair of ag equipment with welding.
38303	Ag Fabrication – Creation of new ag equipment with welding
38304	General Repair – Repair of non-ag equipment with welding
38305	General Fabrication – Creation of new non-ag equipment with welding
38306	Artistic Fabrication – Creation of artistic or interpretive pieces with welding.
38307	Brazing Repair
38308	Brazing Fabrication
38310	Smithing -Level 1 (2-3 years' experience) – A design forged with at least 1 formed element (twists or spirals for examples).
38311	Smithing -Level 2 (4-6 years' experience) A design forged with at least 2 formed elements (twists or spirals for examples).
38312	Smithing -Level 3 (7-9 years' experience) A design forged with at least 3 formed elements (twists, spirals, or bulbs for examples).
38313	Smithing -Level 4 (10 or more years' experience) A design forged with at least 4 formed elements (twists, spirals, or bulbs for examples).
38314	Educational Exhibit - Display standard 3'x4' Tri-fold display board, Notebook in a 3-ring binder, or Poster using a standard 22x28" Poster board. Displays and Posters are not to have any items thicker than 2 inches.

Champions & Reserve Champions – Rosettes; Champions – Banner
 Premiums: Purple/Blue \$4.00, Red \$3.00, White \$2.00

FFA FARM MECHANICS/WELDING DEPARTMENT
Entry & Conference Judging: Tuesday, July 21, 8:30-11:30 a.m. - Bldg #2

Must be Pre-Entered by July 1st!

1. Read General Regulations & General Regulations 4-H & FFA Departments.
2. Exhibitors are limited to 4 entries. These projects must be constructed in the Vo-Ag shop OR built under supervision of Vo-Ag instructor.
3. All Exhibitors must be a member of a Miami County FFA Chapter.
4. All projects must be built or repaired by the exhibitor since last fair.
5. Each project submitted must include a bill of materials with the approximate cost of construction, repair, time involved in building the project, and any construction point that needs explanations.
6. Projects will be scored on the following items:
 - a. Complexity of Project
 - b. Quality of Workmanship
 - c. Choice of Materials
 - d. Practicality and safety of design

- e. Descriptions of features
 - f. Finish
7. Repair Projects will be scored on the following items:
- a. Oral Discussion and Response to Questions
 - b. Demonstration or Explanation of Operation
 - c. Quality of Workmanship
 - d. Finish
 - e. Written Explanation and Pictures

470 FFA Farm Mechanics & Welding Division	
<i>Class #</i>	<i>Class Name</i>
47001	Individual Construction
47002	Individual Repair

Champions & Reserve Champions – Rosettes; Champions – Banner
 Premiums: Purple/Blue \$4.00, Red \$3.00, White \$2.00

4-H & FFA AGRONOMY DEPARTMENT

Entry & Conference Judging: Tuesday, July 21, 8:30-11:30a.m. -Bldg #3

Must be Pre-Entered by July 1st!

1. Read General Regulations & General Regulations 4-H & FFA Departments.
2. Exhibitors are limited to 4 entries.
3. 4-H Exhibitors must be enrolled in the **AGRONOMY PROJECT** in 4HOnline.
4. Crops exhibits must have been grown in this year by the member. Exhibits should be as mature as possible.
5. Crops entries must be identified by hybrid or variety name.
6. All Crops classes calling for a gallon sample may have a 2 ½-3” in diameter cylinder placed in a clear gallon container to reduce the amount of grain to three quarts.
7. **Hay sample** should be approximately 15”x12”x6”. Maximum thickness of 6” and minimum of 5”. Hay samples should be tied with a “T”. Wrap the twine horizontally around the hay and tie, then wrap vertically and tie like a gift package.

350 Corn Division	
<i>Class #</i>	<i>Class Name</i>
35001	White Corn – 10 ears
35002	Yellow Corn – 10 ears
35003	Corn Seed – 1 gallon sample

351 Sorghum Division	
<i>Class #</i>	<i>Class Name</i>
35101	Hybrid Grain Sorghum – Ten heads
35102	Hybrid Forage Sorghum – 5” bundle, tied, entire plant, no roots
35103	Other Forage Sorghum – 5” bundle, tied, entire plant, no roots

352 Hay Division	
<i>Class #</i>	<i>Class Name</i>
35201	Grass Hay
35202	Legume Hay

353 Seed Division	
<i>Class #</i>	<i>Class Name</i>
35301	Wheat Seed – 1 gallon jar
35302	Oat Seed – 1 gallon jar
35303	Barley Seed – 1 gallon jar
35304	Alfalfa Seed – 1 gallon jar
35305	Brome Grass Seed – 1 gallon jar
35306	Other Tame Grasses Seed – 1 gallon jar
35307	Soybean Seed – 1 gallon jar
35308	Edible Field Beans Seed – 1 gallon jar
35309	Miscellaneous Crop Seed – 1 gallon jar

354 Other Crops Division	
<i>Class #</i>	<i>Class Name</i>
35401	Soybeans – Bundle of 5 plants from most recent harvest
35402	Edible Field Beans – Bundle of 5 plants with roots intact
35404	Miscellaneous Crops - 10 heads/plants produced from current project

Champions & Reserve Champions – Rosettes; Champions – Banner
 Premiums: Purple/Blue \$4.00, Red \$3.00, White \$2.00

4-H ASTRONOMY DEPARTMENT

Entry & Conference Judging: Tuesday, July 21, 8:30-11:30a.m. - Bldg #2

Must be Pre-Entered by July 1st!

1. Read General Regulations & General Regulations 4-H & FFA Departments.
2. Exhibitors are limited to 4 entries.
3. 4-H Exhibitors must be enrolled in the **ASTRONOMY PROJECT** in 4HOnline.
4. Exhibits must be constructed or repaired during the current 4-H year and must have the current year's 4-H Astronomy Information Form & Packet attached. The packet is available at the Extension Office or the website: <https://www.maraisdescygnnes.k-state.edu/fair/miami-county-fair/index.html>
5. Telescopes may be built from a kit or by original design. Pre-finished telescopes, which require no construction are not acceptable exhibits.
6. Telescopes are limited to not more than 6 feet in length. They must be placed on a stationery stand that does not allow the telescope to roll and/or fall over. The stand cannot extend past 2 feet in length or width.
7. The telescope must be properly assembled and painted with a smooth and uniform finish. Decals, if used, should be attached smooth & tight.
8. Telescopes designed by the exhibitor must be original, not a modification of an existing kit.
9. Label the exhibit with the exhibitor's name and Marais des Cygnes-Miami County in a prominent location on the display and on the display case as well.
10. Educational Exhibits should be creative and showcase details about the knowledge learned in the project during the current 4-H year and show how your skills have

increased while completing the project. Exhibits will be judged on uniqueness, creativity, neatness, accuracy of materials, knowledge gained, and content.

11. Educational Exhibits should possess the following qualities (in no particular order):
 - a. A Central theme
 - b. What you want others to learn
 - c. Be designed and constructed in a manner befitting the exhibit.
 - d. Be something you are interested in.

382 Astronomy Division	
<i>Class #</i>	<i>Class Name</i>
38201	Telescope made from a kit.
38202	Telescope made from exhibitor's original design
38203	Astronomy Educational Exhibit - Display standard 3'x4' Tri-fold display board, Notebook in a 3-ring binder, or Poster using a standard 22x28" Poster board. Displays and Posters are not to have any items thicker than 2 inches.

Champions & Reserve Champions – Rosettes; Champions – Banner

Premiums: Purple/Blue \$4.00, Red \$3.00, White \$2.00

4-H & FFA BEEF DEPARTMENT

All beef animals must be checked in and on the fairgrounds by 9am on Tuesday.

Check-in: Tuesday, July 21, by 9:00 a.m. – BLDG #8

Weigh-in following Swine on Tuesday, July 21.

Show: Thursday, July 23, 6:00p.m.

Show order: Market – Showmanship - Breeding

Must be Pre-Entered by July 1st!

1. Read General and 4-H & FFA Department Regulations.
2. Exhibitors are limited to 4 entries plus showmanship.
3. 4-H Exhibitors must be enrolled in the **BEEF PROJECT** in 4HOnline.
4. Stall Space will be reserved based on pre-entry.
5. Animals not listed in the recognized breed list below will be shown in the Any Other Breed (AOB) Category.
6. To show in purebred breeding heifer classes, registration papers must be transferred into the name of the 4-H/FFA Exhibitor by June 15th. Exhibitor's name must be listed on the papers. Registration papers must be entered into the online pre-entry system to show in a purebred division in the breeding heifer show.
7. Market and Breeding Beef must be owned by the exhibitor. Market Beef must have been tagged with a 4-H tag by March 22.
8. Market Beef weighed at tag-in are also entered in the Rate of Gain Contest.
9. Neck ties and halters must be used in the tie barn for beef and dairy cattle.
10. The beef cattle show will be a full fit show. Meaning the use of adhesive, paint or powder products will be allowed. Use of hair not from the animal or twine/artificial material will NOT be allowed. This applies to both breeding & market animals.
11. Immediate family members (to include parents, legal guardians, siblings, and grandparents) and current Kansas 4-H/FFA members that are exhibitors at the Miami County Fair may assist with the grooming and care of the animals.
12. A Bred & Owned heifer/steer must meet **all** of the following conditions:
 - a. The exhibitor is the owner of the entry.
 - b. The immediate family is owner of the dam of the entry and the breeder.

- c. The immediate family has been the sole and continuous owner of the entry since birth.

*Immediate family means siblings, step-siblings and/or parents

13. Cow/Calf Pair is one exhibit and is not eligible for Breed Champion trophies.
14. Market Beef must weigh at least 1000 pounds to be eligible for the Market Animal Sale. Underweight Market Beef will show in a lightweight class and will not be eligible for Market Champions or sell in the Market Animal Sale. No reweighing will be allowed.
15. Animals shown in the market classes are not eligible to be shown in the breeding classes and vice versa.
16. An **Animal Destination Form must be turned in to the Superintendents by 10 p.m. on Thursday** regardless of if you are selling in the Market Animal Sale or taking your animal home. This is required for all breeding and market animals.

Recognized Breeds: Angus, Charolais, Charolais Composite, Gelbvieh, Hereford, Limousin, Main-Anjou, Maintainer, Red Angus, Shorthorn, Shorthorn Plus, Simmental, Percentage Simmental, A.O.B. & Commercial/Crossbred

100 Market Beef Division	
Market beef will be shown by breed. Classes will be divided by weight if warranted.	
<i>Class #</i>	<i>Class Name</i>
10001	Registered Market Beef
10002	Crossbred Market Beef
10003	Bred & Owned Market Beef

101 Breeding Heifers Division	
Registration papers must be entered into the online pre-entry system to show in purebred classes.	
<i>Class #</i>	<i>Class Name</i>
10101	Heifers born after Jan 1, 2026
10102	Senior Heifer Calves (born Sept 1, 2025-Dec 31, 2025)
10103	Summer Yearling Heifer (born May 1, 2025-Aug 31, 2025)
10104	Junior Yearling Heifer (born Jan 1, 2025-April 30, 2025)
10105	Senior Yearling Heifer (born Sept 1, 2024-Dec 31, 2024)
10106	Summer Senior Yearling Heifer (born May 1, 2024-Aug 31, 2024)
10107	Cow, two years & over
10108	Cow/Calf pair
10109	Bred & Owned Heifers

117 Beef Showmanship Division	
<i>Class #</i>	<i>Class Name</i>
11701	Beginner Showmanship (7-8)
11702	Junior Showmanship (9-11)
11703	Intermediate Showmanship (12-13)
11704	Senior Showmanship (14-18)

Breed Champions & Reserve Champions – Rosettes; Grand & Reserve Grand Champions – Banner Premiums: Blue \$8.00, Red \$6.00, White \$4.00

4-H BICYCLE DEPARTMENT

Entry & Contest: Saturday, July 18, 2:00-3:00p.m. – Bldg #2

Must be Pre-Entered by July 1st!

1. Read General Regulations & General Regulations 4-H & FFA Departments.
2. Exhibitors are limited to 1 entry.
3. Exhibitors must be enrolled in the **HEALTH & WELLNESS PROJECT** on 4HOnline.
4. No electric bicycles allowed even if they can be shut off.
5. Exhibitors will be required to complete a test about bicycles, complete a bicycle skills course, and a bicycle safety check.
- 6.

340 Bicycle Division	
<i>Class #</i>	<i>Class Name</i>
34001	Beginner 7-8
34002	Junior 9-11
34003	Intermediate 12-13
34004	Senior 14-18

Champions & Reserve Champions – Rosettes; Champions – Banner
Premiums: Purple/Blue \$4.00, Red \$3.00, White \$2.00

4-H BOOTH & BANNER DEPARTMENT

Entry: Tuesday, July 21, 8:30-11:30a.m. - Bldg #3

Conference Judging: Tuesday, July 21, 1:00p.m. - Bldg #3

Must be Pre-Entered by July 1st!

1. Read General Regulations & General Regulations 4-H & FFA Departments.
2. No booth or banner is eligible for exhibit at the State Fair.
3. Each booth or banner should illustrate or demonstrate a phase of educational work which is being practiced by the club members in the county.
4. Each booth exhibit must have the name of the club on it.
 - a. Booths shall be maintained in a clean and orderly fashion by each club throughout the fair.
 - b. Booths not properly maintained will forfeit their ribbon premium.
 - c. Booths must be contained within the 6'x6' limits and not interfere with any adjoining booths.
5. Banners are two dimensional displays depicting one idea and must meet the following requirements:
 - a. Dimensions are to be no less than 12 square feet and not more than 16 square feet, with a minimum of 3 feet on one side.
 - b. Banners must be hung on a wooden dowel rod strong enough to support the banner. On each end of the banner there should be a wire or chain 6" long. One end of the wire will be fastened to an "S" hook which will permit the banner to be hung in the exhibit building.
 - c. Banners should be made of materials that permit the banner to be folded or rolled without damaging the fabric. Three dimensional objects may not be attached to the front of the banner.

- d. A label is attached to the front left lower corner of the banner giving the name of the club, county, and year. Waterproof ink prevents smearing and is recommended for the label. Letters should be 2” in height.

480 Booth & Banner Division	
<i>Class #</i>	<i>Class Name</i>
48001	4-H Club Booth
48002	Other 4-H Booth
48003	4-H Club Banner

Champions & Reserve Champions – Rosettes

Premiums: Purple/Blue \$40.00, Red \$30.00, White \$20.00

4-H BUCKET CALF DEPARTMENT

Entry Time: Tuesday, July 21, by 10:00am.

Judging: Interviews with the Judges begin Wednesday, July 22 at 8:30a.m.

Show: Wednesday, July 22, 10:00a.m

Show Order: 4-H Bucket Calf Show – Open Class Bucket Calf Show

Must be Pre-Entered by July 1st!

1. Calves must have been born after Jan 1, 2026, and prior to June 1, 2026.
2. Exhibitors are limited to 1 bucket calf. Stall Space will be reserved based on pre-entry.
3. Exhibitors must be enrolled in the **BEEF OR DAIRY CATTLE PROJECT** in 4HOnline. 4-H members must be ages 7-12 before January 1st of the current year.
4. Criteria for judging will be based on: health and condition of the calf, grooming of the calf, ability to handle and control the calf, and knowledge about the calf. (i.e., Care, shots given, feed fed, and overall knowledge of the animal).
5. Participant must be able to handle and lead the calf without assistance. Show sticks will be allowed.
6. In the interview process, exhibitors may bring a 3-ring binder or notebook that has photos and records of their bucket calf project.
7. Bucket Calves are not eligible to be sold at the 4-H Market Animal Sale or shown in any other division.
8. All Bucket Calves will be stalled together in one section. Bucket Calf entries must not be nursing a cow. Calves may be bottle fed and/or on grain/hay.
9. Animals shown in the 4-H Bucket Calf Show are **NOT ELIGIBLE** to be shown in the Open Class Bucket Calf Show, and vice versa.

120 4-H Bucket Calf Division	
<i>Class #</i>	<i>Class Name</i>
12001	Bucket Calf

Grand & Reserve Grand Champions – Banner & Rosette

Premiums: Blue \$8.00, Red \$6.00, White \$4.00

4-H BUILDING BLOCK ENGINEERING DEPARTMENT

Entry & Conference Judging: Tuesday, July 21, 8:30-11:30a.m. - Bldg #2

Must be Pre-Entered by July 1st!

1. Read General Regulations & General Regulations 4-H & FFA Departments.
2. Exhibitors are limited to 4 entries.
3. 4-H Exhibitors must be enrolled in the **BUILDING BLOCK ENGINEERING PROJECT** in 4HOnline.
4. All exhibits must be constructed within the current 4-H year and must have the current year's 4-H Building Block Engineering Information Form & Packet attached. The packet is available at the Extension Office or the website: <https://www.maraisdescygnnes.k-state.edu/fair/miami-county-fair/index.html>
5. Total exhibit dimensions may not exceed 2 feet high by 2 feet wide by 2 feet deep. The minimum exhibit dimension must be at least 6 inches wide and deep.
6. All components used in construction should be dust and hair free, clean, free of chips, scuffs, cracks, or broken blocks.
7. All exhibits should be placed in a sturdy, see-through enclosure with a top, bottom, and 4 sides. A 'clear' tub turned upside down with the exhibit placed on the lid would be an acceptable enclosure. It may be desirable to place a cutting board or other hard surface between the lid and the base plate of the exhibit to make it sturdier. This is to keep the exhibit components from being "scattered to parts unknown" at the fair. The outer dimensions of the enclosure do not count towards the total exhibit dimensions but should not be excessive. The entire exhibit should fit in the display enclosure, so the enclosure does not smash into the exhibit during movement.
 - a. Cases are to be removable and should not be bolted down, glued, or sealed in any way that prevents judges from touching the actual display. (Locking handles and snap shut lids are fine.)
8. Gaps or cracks should not be visible between assembled blocks unless they fit with the story, for example an earthquake.
9. The primary building component should be interlocking blocks, commonly referred to by the brand name of Lego®.
10. Other components can be integrated into dioramas to illustrate architectural aspects that may be difficult to convey with traditional interlocking blocks, for example marbles for small round objects.
11. The use of existing "store bought sets for major elements of the display is not allowed, use of figurines from sets is allowed as is using individual bricks or small sub-assemblies to create something different than the set it came from. For example, a car hood or front end from a car kit could be used in a "car museum," just not the entire car. The intent of this is to ensure fairness among exhibitors and encourage maximum creativity instead of just following a set of plans.
12. Dioramas should be suitably complex and have multiple elements, for example, a camp site that has a log cabin, a tree fort, and a car.
13. All dioramas should have a story, which is part of the information pack, which describes what is happening in the diorama; this can be as simple (the nursery rhyme "Jack & Jill" for example) or complex as needed to explain someone looking at the exhibit what is happening.
14. Vehicles that are intended to stay in a single place should be affixed to base plates with sticky tack, hot glue, or other methods.
15. Mechanical enhancements or motion elements that add motion to the diorama are acceptable and encouraged. For example, merry-go-rounds, doors, elevators, gears,

marbles going down a channel, flapping wings, animatronics, etc. If included, they will need to have instructions included in the packet so that the judge can see them in action.

16. Artistic designs (example: Paintings like Mona Lisa, Stary Nights, or sculptures like “David”) are not allowed as exhibits and one ribbon placing should be deducted.
17. Label the exhibit with the exhibitor’s name and Marais des Cygnes-Miami County in a prominent location on the display and on the display case as well.

387 Building Block Engineering Division	
<i>Class #</i>	<i>Class Name</i>
38701	Diorama by 7–8-year-old
38702	Diorama by 9–11-year-old
38703	Diorama by 12–13-year-old
38704	Diorama by 14–15-year-old

Champions & Reserve Champions – Rosettes; Champions – Banner
 Premiums: Purple/Blue \$4.00, Red \$3.00, White \$2.00

4-H CLOVERBUDS DEPARTMENT
(YOUTH AGES 5-6 BY JAN 1ST OF CURRENT YEAR)

Entry & Conference Judging: Tuesday, July 21, 1:30-2:00p.m. - Bldg #2

Must be Pre-Entered by July 1st!

1. Read General Regulations & General Regulations 4-H & FFA Departments.
2. Exhibitors are limited to 4 entries.
3. This Department is non-competitive, and all participants will receive a special Cloverbuds ribbon.
4. All entries, except for pets, will be on display for the duration of the fair and can be picked up on Saturday, July 25 starting at 7:30am.
5. All pets must be caged, leashed, and/or contained as appropriate.
6. NO LIVESTOCK OR HORSES MAY BE EXHIBITED.

498 Cloverbud Division	
<i>Class #</i>	<i>Class Name</i>
49801	Craft/Visual Arts Item
49802	Food Item
49803	Pets – Approved Cloverbud Pet List – Amphibians, guineas pigs, cats, dogs, ant farms, fish, cats, gerbils, parakeets, mice, hamsters, rabbits, or rats.
49804	Garden Item
49805	Other Item

Premiums: Cloverbud Ribbon - \$4.00

4-H & FFA DAIRY CATTLE DEPARTMENT

Entry Time (If stalling whole week): Tuesday, July 21, by 9:00am
Entry Time (If not stalling whole week): Wednesday, July 22, 7:30a.m.
Judging: Wednesday, July 22, 8:00a.m.

Must be Pre-Entered by July 1st!

1. Read General Regulations & General Regulations for 4-H & FFA Departments.
2. Exhibitors are limited to 4 entries plus showmanship.
3. 4-H Exhibitors must be enrolled in the **DAIRY CATTLE PROJECT** in 4HOnline.
4. Stall space will be reserved based on pre-entry.
5. To show in purebred breeding classes, registration papers must be transferred into the name of the 4-H/FFA Exhibitor by June 15th. Exhibitor's name must be listed on the papers.
6. All leased cattle must provide an official "4-H Grade Dairy Cattle or Leasing Identification Form" to the Extension Office by June 15th to be eligible to show.
7. Cattle entered for which a separate breed division is not established will be shown in the Any Other Breed (AOB) division.
8. Neck Ties and Halters must be used in the tie barn for beef and dairy cattle.
9. Exhibitors must show their own animal in showmanship.

Recognized Breeds: Ayrshire, Brown Swiss, Guernsey, Holstein, Jersey, Milking Shorthorn, AOB & Grade.

130 Dairy Cattle Division	
<i>Class #</i>	<i>Class Name</i>
13001	Heifers born after Mar 1, 2026
13002	Heifer born between Sept 1, 2025-Feb 28, 2026
13003	Junior Yearling Heifers born Mar 1, 2025-Aug 31,2025
13004	Senior Yearling Heifers born Sept 1, 2024-Feb 28, 2025
13005	Heifer or cows born before Sept 1, 2024

137 Dairy Cattle Showmanship Division	
<i>Class #</i>	<i>Class Name</i>
13701	Beginner Showmanship (7-8)
13702	Junior Showmanship (9-11)
13703	Intermediate Showmanship (12-13)
13704	Senior Showmanship (14-18)

Breed Champions & Reserve Champions – Rosettes; Grand & Reserve Grand Champions – Banner Premiums: Blue \$8.00, Red \$6.00, White \$4.00

4-H & FFA DAIRY GOATS DEPARTMENT

Vet Check & Entry (if stalling whole week): Tuesday, July 21, 7:00am – 8:30am

Vet Check & Entry (if not stalling whole week): Wednesday, July 22, 7:30am

Show: Wednesday, July 22, 8:00am

Show Order: 4-H Dairy Goats – Open Class Dairy Goats

Must be Pre-Entered by July 1st!

1. Read General Regulations & General Regulations 4-H & FFA Departments.
2. Exhibitors are limited to 4 entries plus Showmanship.
3. Exhibitors must be enrolled in the **DAIRY GOAT PROJECT** in 4HOnline.
4. Dairy Goats will be released to go home after the show.
5. To show in purebred breeding classes, registration papers must be transferred into the name of the 4-H/FFA Exhibitor by June 15th. Exhibitor's name must be listed on the papers.
6. Dairy Goats must be owned by May 1st.
7. Dairy Goats will be judged by the ADGA standards. All goats must be identified with a registered tattoo or an official USDA Premise ID Tag. Kids under 8 weeks of age, accompanying their dams, are exempt from tagging requirements.
8. All Goats must be inspected by the Fair Board appointed Inspector in the designated area before unloading.
9. Animals entered for with a separate breed division is not established will be shown in the Any Other Breed (AOB) Category.

Recognized Breeds: Alpine, Nubian, La Mancha, Oberhasli, Saanan, Toggenburg, AOB and Grade.

160 Dairy Goats Division	
<i>Class #</i>	<i>Class Name</i>
16001	Junior Dairy Goat (0-6 months)
16002	Junior Dairy Goat (7-12 months)
16003	Junior Dairy Goat (13-18 months)
16004	Junior Dairy Goat (19 months and older)
16005	Senior Dairy Goat (12-24 months & in milk)
16006	Senior Dairy Goat (25 months – 3 years old)
16007	Senior Dairy Goat (4-5 years old)
16008	Senior Dairy Goat (6 years or older)
16009	Best of Dairy Herd (3 Senior Does)
16010	Junior Get-of-Sire
16011	Senior Get-of-Sire

168 Dairy Goat Showmanship Division	
<i>Class #</i>	<i>Class Name</i>
16801	Beginner Showmanship (7-8)
16802	Junior Showmanship (9-11)
16803	Intermediate Showmanship (12-13)
16804	Senior Showmanship (14-18)

Breed Champions & Reserve Champions – Rosettes; Grand & Reserve Grand Champions – Banner Premiums: Blue \$8.00, Red \$6.00, White \$4.00

4-H DOG DEPARTMENT

Saturday, July 11

Entry Time: 8:00-8:30 a.m. – Bldg #5

Show: 9 a.m. – Bldg #5

Must be Pre-Entered by July 1st!

1. Read General Regulations & General Regulations 4-H & FFA Departments.
2. Exhibitors are limited to 4 entries plus Showmanship.
3. Exhibitors must be enrolled in the **DOG PROJECT** in 4HOnline.
4. The dog must be trained and shown by a 4-H member.
5. The show will follow the current Kansas 4-H Dog Show Rules.
www.kansas4h.org/projects/
6. All dogs must be kept on lead outside the show ring.
7. Dogs must be shown with 6-foot leather or nylon lead and training collar in obedience classes.
8. Banners will only be given to blue ribbon or higher placings.
9. Dogs entered in agility must be shown with a buckle collar and in the lead classes, a short lead. No training collars or showmanship leads allowed.
10. Dog will be divided into height divisions for agility:
 - a. Dogs 14 inches & under
 - b. Dogs 15-20 inches
 - c. Dogs over 20 inches
11. Agility Classes will be as follows:
 - a. *Beginning Agility*: First year handler with inexperienced dog.
 - b. *Agility 1A*: All exercises on lead. For experienced handler and dog.
 - c. *Agility 1B*: all exercise off lead. For experienced handler and dog.
 - d. *Agility 2*: Must have received 2 qualifying scores in Agility 1B.
 - e. *Agility 3*: Must have received 2 qualifying scores in Agility 2.
12. Exhibitor must furnish equipment for Utility and Open A & B Obedience classes.
13. Dog and handler can be dismissed from the ring by the judge due to any of the following:
 - a. Dog leaving the ring or out of control.
 - b. Dog being overly aggressive.
 - c. Handler using abusive language or unsportsmanlike conduct.
 - d. Baiting your dog.

140 Dog Showmanship Division

<i>Class #</i>	<i>Class Name</i>
14001	Beginner Showmanship (7-8)
14002	Junior Showmanship (9-11)
14003	Intermediate Showmanship (12-13)
14004	Senior Showmanship (14-18)

141 Dog Obedience & Rally-Obedience Division

<i>Class #</i>	<i>Class Name</i>
14101	Pre-Novice Obedience -Inexperienced
14102	Pre-Novice Obedience – Experienced
14103	Pre-Novice Obedience – Advanced (Not ready for Novice)
14104	Novice Obedience
14105	Graduate Novice Obedience

14106	Open A Obedience
14107	Open B Obedience
14108	Utility Obedience
14109	Rally-O, Level 1 (on-lead)
14110	Rally-O, Level 2 (off-lead)
14111	Rally-O, Leave 3 (off-lead)

142 Dog Agility Division	
<i>Class #</i>	<i>Class Name</i>
14201	Agility 1A (on-lead)
14202	Agility 1B (off-lead)
14203	Agility 2 (off-lead)
14204	Agility 3 (off-lead)

Champions & Reserve Champions – Rosettes; Grand & Reserve Grand Champions – Banner
 Premiums: Purple/Blue \$4.00, Red \$3.00, White \$2.00

4-H & FFA ELECTRIC DEPARTMENT

Entry & Conference Judging: Tuesday, July 21, 8:30-11:30a.m. -Bldg #2

Must be Pre-Entered by July 1st!

1. Read General Regulations & General Regulations 4-H & FFA Departments.
2. Exhibitors are limited to 4 entries.
3. 4-H Exhibitors must be enrolled in the **ELECTRIC & RENEWABLE ENERGY PROJECT**.
4. **All Projects must be no larger than 30” Tall. (New for 2026)**
5. **All electrical exhibits’ wiring and connections must be accessible for examination by the judges. Sealed exhibits that cannot be opened for inspection are not acceptable.**
 - **The National Electric Code (NEC) will apply for judging.**
6. **Lithium batteries must be accessible or removable in exhibits for safety purposes. The exhibit cannot contain a locked compartment housing a lithium battery.**
7. Items that have been in use should be cleaned for exhibit.
8. A sheet of operating instructions must be furnished for any exhibit not self-explanatory.
9. Projects must be operable using only 110V or 120V AC or battery power. If battery power is required, batteries must be furnished.
10. No hand dipped solder may be used on exhibits.
11. Any project with a complexity of size or electronics must have (a) instructions for assembly and use and (b) equipment available at the time of judging for testing the exhibit.
12. Each Electronics & Renewable Energy exhibit must include a current year’s “4-H Electronics & Renewable Energy Information Form”. The form is available at the Extension Office or the website: <https://www.maraisdescygnnes.k-state.edu> The form must be attached to a 10x13” manila envelope. You must include a wire diagram or schematic in the packet.

370 Electrical & Electronics Division

Class #	Class Name
37001	AC Electric - Electric projects with a 110 or 120 V alternating current (AC) power source. Some project examples are household wiring demonstrations, small appliances extension cords, trouble lights, indoor or outdoor wiring boards, or shop lights. Projects may be a restoration or original construction. The project must be operational and meet minimum safety standards. AC projects must be 110/120 V, no 240 V exhibits are allowed, and must be constructed such that the judges have wiring access to examine the quality and safety of workmanship.
37002	DC Electric - Electric projects with a battery or direct current power source. This class includes electric kits or original projects. This class also includes demonstration DC powered project. Examples include: wiring two- or three-way switches, difference between series/parallel lighting circuits or wiring doorbells switches. All DC electric projects must include batteries supplied by 4-H'er. Projects must be constructed such that the judges have access to examine the quality of wiring workmanship.
37003	Electronics - Electronic projects with a battery or direct current power source. This class includes electronic kits or original projects. Examples include radios, telephones, toy robots, light meters, security systems, etc. May be constructed using printed circuit board, wire wrap, or breadboard techniques. Include instruction/assembly manual if from a kit. Include plans if an original project. Projects must be constructed such that the judges have access to examine the quality of wiring workmanship.
37004	Educational Displays and Exhibits - The display or exhibit should illustrate one basic idea and educate the viewer about a specific area of the 4-H electrical or electronics project. This class includes any educational displays, exhibits or science fair type projects which DO NOT have a power source, i.e., exhibits, posters or displays of wire types, conduit types, electrical safety, tool or motor parts identification or electrical terminology. Educational displays and exhibits must be legible from a distance of four feet, using a maximum tri-fold size of 3' x 4'.

372 Alternative Energy Division

(A form of energy derived from a natural source, such as the sun, geothermal, wind, tides or waves) All exhibits in this division are limited in size to standard, tri-fold, display boards (36" X 48") and items may not extend beyond 12" from the back board. All displays must be self-standing.

Class #	Class Name
37201	Education Display - Create an exhibit that addresses a focused topic related to power generated from a renewable energy source. The purpose of the exhibit is to inform and create awareness
37202	Experiment - Display an experiment addressing a problem or question related to power generated from a renewable energy source. Include hypothesis, background research, variables, a control, data, findings, conclusions and recommendations for future study.

Champions & Reserve Champions – Rosettes; Champions – Banner
 Premiums: Purple/Blue \$4.00, Red \$3.00, White \$2.00

4-H & FFA ENTOMOLOGY DEPARTMENT

Entry & Conference Judging: Tuesday, July 21, 8:30-11:30a.m. - Bldg #2

Must be Pre-Entered by July 1st!

1. Read General Regulations & General Regulations 4-H & FFA Departments.
2. Exhibitors are limited to 4 entries.
3. 4-H Exhibitors must be enrolled in the ENTOMOLOGY in 4HOnline. 4-Hers may choose to use one of two taxonomies:
 - Option A: "Insects in Kansas" book, or
 - Option B: www.bugguide.net.After the first year in Entomology, all 4-H members need to add a 8 ½ by 11 inch sheet of paper to their collection that states what they did to improve their collection for the current year. This should include a list of how many new insects were added to the display box or notebook, a list of how many insects were replaced in the display box, and number of new orders and/or families were added to the display box or notebook.
4. Any major violation of rules will result in the exhibit being dropped one ribbon placing. Examples would include, but are not limited to: incorrect display box size, missing paperwork, feet on display boxes, no special project in notebooks, etc.
5. The following insects are listed as Threatened or Endangered by the Fish and Wildlife Service. Because of this, No specimens of the below species may be caught or displayed in insect collections or educational displays. If specimens of these species are included in collections or educational displays, the exhibit will be dropped one ribbon placing.
 - a. American Burying Beetle (*Nicrophorus americanus*), Monarch butterfly (*Danaus Plexippus*), Eastern Regal Fritillary Butterfly (*Argynnis idalia* or *Speyeria idalia*), Western Regal Fritillary Butterfly (*Argynnis idalia occidentalis* or *Speyeria occidentalis*), and Great Spangled Fritillary (*Speyeria cybele*).
6. **Insect Collection Rules:**
 - a. All entries should be submitted in an 18 x 24 x 3.5-inch wooden display box with a clear plastic top (such as Plexiglas). Boxes can be handmade or purchased as long as they are of the correct size. Box instructions and plans.
 - b. Each exhibitor is required to identify each box with two identification labels bearing Exhibitor's name, county or district, the collection class 4-H'er is enrolled in, and statement of taxonomy used. One label goes in the upper left corner of the box (inside) and the other on the lower right corner of the box (outside). Arrange specimens in the box so the box can be displayed lengthwise.
 - c. The number of orders, specimens (and families where required) must be included on both of the exhibitor's box identification labels. Only one adult insect per species can be used in the Collection Boxes and Notebook Classes, unless labeled as male or female and correctly identified.
 - d. Arrange specimens in groups or rows parallel to the short sides of the box. Specimens are to be arranged by Order in the box, then Family where required.
 - e. Two labels should be centered on the pin beneath each specimen. First (closest to the specimen) is the common name label and the second label should include

date/locality. Full county name and state abbreviation should be on the second label. Collector's name (or host) on the date/locality label is optional.

- f. The specimens should be collected by the exhibitor and should focus on Kansas insects. Insects may be collected from one county into bordering states and labeled accordingly. Please refer to "Entomology Collection Exhibit Resource" for full details on out-of-state insects in collections.
- g. Only specimens of the class Insects should be included.
- h. Purchased insects are not to be exhibited in collections, but they may be used in educational displays.
- i. Specimens of soft bodied insects such as aphids, lice, termites, etc. should be exhibited in alcohol filled vials; however, the use of alcohol filled vials should be limited to only those specimens that lose their shape when pinned, since the vials pose a significant hazard to the rest of the collection if they become loose in transit.
- j. Do not put the spindle-shaped bag of a Bagworm in your collections (as a female example of the species). These bags must be cut open to determine if the caterpillar inside is a male or female. Opening the bag to confirm the ID correctness could pose a significant risk to the collection.
- k. For projects displayed in box-style exhibits - such as Entomology or Geology - that must be opened for judging, exhibitors may choose to include a closure mechanism on the box. While closures are not required, their use will not result in a ribbon deduction. Acceptable options include Velcro strips or hook-style fasteners. Closures should not interfere with the box's ability to be displayed on a shelf and must not be lockable.

7. **Notebook Rules:**

- a. Individual entries are to be placed for display in a three-ring notebook for competition.
- b. 4-Hers who have been previously enrolled in or are currently enrolled in the other phases of the Entomology project need to start with the Beginning Phase of Entomology Notebooks, not the introductory phase.
- c. Each exhibitor is required to identify the notebook by placing a Title Page in the front of the notebook bearing the exhibitor's name, county or district and class 4-Her is enrolled in, and statement of taxonomy used. See Rule #3
- d. The number of orders, specimens and families (required in Intermediate and Advanced classes) must also be included on the Title Page.
- e. Specimen pages should be grouped according to order and should include one page per species. If more than one insect is in the photo, an arrow to indicate the identified insect should be used.
- f. Date, common name, full county name and state abbreviation should be included for each species. The collector's name on the specimen page is optional.
- g. Specimen pages should have two different views of the insect if possible. If pictures are taken on different dates/localities, include information for both.
- h. A statement describing the habitat where found/host plant may be included and is encouraged and will be worth a bonus of 10 points total, not per page. For Intermediate and Advanced notebooks, this is strongly encouraged.
- i. A divider page is to be placed in front of each order of insects with the order name printed on the tab for the page as well as on the front of the divider page.

- j. For the Intermediate and Advanced classes, insects are also to be grouped by family behind each order divider.
- k. If the exhibitor has been in the same class for more than one year, a separate sheet of paper needs to be added stating how many years the exhibitor has been in this class of the project and what the exhibitor did this year to improve their notebook. Place the paper just behind the Title Page in the front of the notebook.
- l. A special project must be completed each year and included in the notebook. See project guideline materials for specifications.

8. Educational Display Rules:

- a. Share with others what you learned in this project. Exhibit any activity or learning experience related to the field of entomology or the Teaming with Insects curriculum that does not fit into Entomology Collection or notebook classes above.
- b. Follow copyright laws.
- c. The exhibit may be, but isn't limited to, original works, digital presentations (must provide printed hardcopy for exhibit purposes for duration of state fair), programs, websites, games, apps, display box, notebook, display or poster which you have made.
- d. If the exhibit is a wooden display box, it must be 18 X24 X 3.5 inches with a clear plastic top (such as plexiglass) and displayed horizontally. If the exhibit is a poster, it must not be larger than 22" X 28". If the exhibit is a display, maximum size is not to exceed a standard commercial 3' X 4' tri-fold display board.
- e. Name and county/ district must clearly be marked on educational exhibits.

9. Monarch Butterfly Educational Display Rules: Monarch Butterflies were officially put on the Endangered Species list on July 21, 2022. Having the specific name *Danaus plexippus*, this migratory butterfly is well known for its spectacular annual journey of up to 3,000 miles across the Americas. It is now threatened with extinction due to habitat loss and climate change. 4-Hers can play a critical role in helping bring habitat back for the Monarch Butterfly. They can help educate the public on ways to establish food sanctuaries for this butterfly species and help bring them back from the threat of extinction.

- a. Exhibits should teach the public about the Monarch Butterfly and/or ways to protect and conserve it. The information could show nectar sources for adult butterflies and food sources for caterpillars, Monarch tagging activities, collection of native milkweeds and the packaging it to give to others to plant, a group working together to plant a Monarch friendly garden, etc.
- b. 4-Hers may create a poster, notebook, standard size tri-fold diorama, slide show or other visual display that shows information on Monarch Butterflies. If a slide show is created, it should be presented on a zip drive along with a printed copy of the presentation.

400 Entomology Division	
<i>Class #</i>	<i>Class Name</i>
40001	Introductory Collection: Display in 1 standard box, Minimum of 30 & maximum of 50 species representing at least 5 orders. Not eligible for State Fair.

40002	Beginning I Collection: Display in 1 standard box, Minimum of 50 & Maximum of 125 species representing at least 7 orders. Members can exhibit in this class for a maximum of 3 years.
40003	Beginning II Collection: Display in 1 standard box, Minimum of 75 & Maximum of 150 species representing at least 9 orders. Members can exhibit in this class a maximum of 3 years or until they receive a purple ribbon at Kansas State Fair, whichever comes first.
40004	Intermediate Collection: Display in 2 standard boxes, Minimum of 100 & Maximum of 300 species representing at least 10 orders. In addition, family identification is required for all insects in any two of the six orders: (only two will be counted for judging) according to the taxonomy used. On a piece of paper, list what you did to improve your collection during the current year.
40005	Advanced Collection: Display a minimum of 150 and a maximum of 450 species representing at least 12 orders. Three standard boxes can be used. Follow the general guidelines listed for Collections. Family identification is required for all insects belonging to the six basic orders as outlined under the Intermediate phase. Only families in the above six orders will be counted for judging. Family identification of insects in the remaining orders is optional, but desirable as long as accuracy is maintained. On a piece of paper list what you did to improve your collection during the current year. Examples: what insects did you add or replace; what orders and/or families you added; what Leadership you provided to this project; and/or what insects you have studied. Attach paper to the back of one of the display boxes.
40006	Introductory Entomology Notebook: Display a minimum of 10 and a maximum of 30 insect species representing at least 6 different orders. Follow the general guidelines listed for Notebooks, including the Special project. A 4-H member may exhibit in this class for a maximum of two years.
40007	Beginning Entomology Notebook: Display a minimum of 20 and a maximum of 60 insect species representing at least 7 different orders. Follow the general guidelines listed for all Notebooks, including the Special project. Members can exhibit in this class for a maximum of 3 years or until they receive a purple ribbon at the Kansas State Fair.
40008	Intermediate Entomology Notebook: Display a minimum of 60 and a maximum of 100 species representing at least 9 orders. Follow the general guidelines listed for Notebooks, including the Special project. In addition, family identification is required for all insects in any two of the following orders: (only two will be counted for judging)) according to the taxonomy used. Members can exhibit in this class for a maximum of 3 years.
40009	Advanced Entomology Notebook: Display a minimum of 100 and a maximum of 200 species representing at least 12 orders. Follow the general rules listed for Notebooks, including the Special project. Follow the general guidelines listed for Notebooks. Family identification is required for all insects belonging to the six basic orders as outlined under the Intermediate phase. Only families in the above six orders will be counted for judging. Family identification of insects in the remaining orders is optional, but desirable as long as accuracy is maintained.
40010	Educational Exhibit – See Rule #7 above.
40011	Beginning Monarch Butterfly Educational Display Class: for 4-H members enrolled in Beginning I or II Entomology.
40012	Intermediate Monarch Butterfly Educational Display Class: for 4-H members enrolled in Intermediate Entomology
40013	Advanced Monarch Butterfly Educational Display Class: for 4-H members enrolled in Advanced Entomology.

Champions & Reserve Champions – Rosettes; Champions – Banner
 Premiums: Purple/Blue \$4.00, Red \$3.00, White \$2.00

4-H FASHION REVUE DEPARTMENT

Conference Judging: Monday, July 13 at 9am-First Baptist Church-Paola

Public Revue: Monday, July 20 at 7pm

Must be Pre-Entered by July 1st!

1. Read General Regulations & General Regulations 4-H & FFA Departments.
2. Exhibitors are limited to 4 entries.
3. Exhibitors must be enrolled in the **SEWING & TEXTILE DESIGN PROJECT** in 4HOnline to model in the Constructed Clothing Revue or the SHOPPING IN STYLE Project to model in the Purchased Clothing Revue.
4. **Constructed Garment Revue:** At least one outer garment must be constructed and modeled by the 4-H member who made the garment/outfit. ***To be eligible for State Fair:** Majority of the outfit must be constructed and modeled by the 4-H member who made the garment/outfit. Everything which is commonly considered an outer garment must be constructed (vest, jacket, dress, skirt, pants, coat, etc.). A sweater, blouse or shirt that is worn underneath another constructed garment can be purchased or made.*
5. **Purchased Garments Revue:** Majority of the outfit must be purchased (not borrowed) and modeled by the 4-H member or made by another individual for the 4-H member if the fabric and pattern were chosen by the 4-H member.
6. **There is no separate boys and girls purchased revue champion. They will compete against each other now.**
7. **The champion and reserve champion from the 10-13 and the 14-18 age groups will be eligible to participate at the Kansas State Fair Fashion Revue.**

250 Constructed Garments Revue Division

<i>Class #</i>	<i>Class Name</i>
25001	Constructed Garments (7-9)
25002	Constructed Garments (10-13)
25003	Constructed Garments Senior (14-18)

251 Purchased Garments Revue Division

<i>Class #</i>	<i>Class Name</i>
25101	Purchased Garments (7-9)
25102	Purchased Garments (10-13)
25003	Purchased Garments Senior (14-18)

Champions & Reserve Champions – Rosettes; Champions – Banner

Premiums: Purple/Blue \$4.00, Red \$3.00, White \$2.00

4-H FIBER ARTS DEPARTMENT

Entry & Conference Judging: Monday, July 20, 1:00-3:00p.m. - Bldg #2

Must be Pre-Entered by July 1st!

Exhibits in Fiber Arts include Crochet, Knitting, Needle Arts, Patchwork & Quilting, Rug Making, Spinning, Weaving, Ethnic Arts, and Macrame.

1. Read General Regulations & General Regulations 4-H & FFA Departments.
2. Exhibitors are limited to 4 entries.
3. Exhibitors must be enrolled in the **FIBER ARTS PROJECT** in 4HOnline.
4. Fiber Arts is defined as any method of creating a unique design with fiber, fabric or yarn. This may include making fabric (such as weaving, crochet, knitting, needlepoint); or when existing fabric is changed into something quite different (such as quilting, embroidery, or ethnic art). Ethnic Arts should use a fiber, yarn or fabric to create the design exhibit. Non-textile (examples: wood, reed, straw, grass, etc.) baskets/pieces should be entered in Visual Arts.
5. Attach an identification label (3" x 2 1/2" cloth) on exhibit:
 - a. Type or print on label: Class Number, District/County, and Exhibitor's Name
 - b. Sew or safety pin this label to the corner of flat articles. For garments, attach the label to the front left shoulder seam or left side of waistband, as if you were wearing the garment.
6. When articles which are normally worn as a pair are exhibited, both articles must be entered as one exhibit. Fasten articles together securely with yarn.
7. Special consideration will be given to articles which are of original design. Such articles should have a note attached explaining the original design.
8. The exhibitor may attach an index card, no larger than 4"x6", with the entry to give the judge any information which the exhibitor thinks would be helpful for the judge to know. Explain if the exhibit contains any recycled materials or is made of at least 90% wool.
9. All exhibits which need to be hung **MUST** have the appropriate saw tooth hanger, rod, wire, or other mechanism attached in order to be properly displayed.

300 Fiber Arts Division	
<i>Class #</i>	<i>Class Name</i>
30001	Fiber Arts – Beginner (7-8)
30002	Fiber Arts – Junior (9-11)
30003	Fiber Arts – Intermediate (12-13)
30004	Fiber Arts – Senior (14-18)

Champions & Reserve Champions – Rosettes; Champions – Banner
Premiums: Purple/Blue \$4.00, Red \$3.00, White \$2.00

4-H FISHING SKILLATHON DEPARTMENT

Entry: Saturday, July 18, 12:30-1:00 p.m. – Bldg #2

Contest: Saturday, July 18, 1:00 p.m. – Bldg #2

Must be Pre-Entered by July 1st!

1. Read General Regulations & General Regulations 4-H & FFA Departments.
2. Exhibitors are limited to 4 entries.
3. 4-H Exhibitors must be enrolled in the **WILDLIFE PROJECT** in 4HOnline.
4. Participants must bring their own fishing poles with a plastic plug instead of a hook.

440 Fishing Skillathon Division	
<i>Class #</i>	<i>Class Name</i>
44001	Beginner (7-8)
44002	Junior (9-11)
44003	Intermediate (12-13)
44004	Senior (14-18)

Champions & Reserve Champions – Rosettes; Champions – Banner

Premiums: Purple/Blue \$4.00, Red \$3.00, White \$2.00

4-H & FFA FLORICULTURE DEPARTMENT

Entry & Conference Judging: Tuesday, July 21, 8:30-11:30a.m. Bldg #3

Must be Pre-Entered by July 1st!

1. Read General Regulations & General Regulations 4-H & FFA Departments.
2. Exhibitors are limited to 4 entries.
3. 4-H Exhibitors must be enrolled in the **HORTICULTURE & LANDSCAPE DESIGN** in 4HOnline.
4. All entries in floriculture classes must have been grown by the exhibitor or must have been in their possession for at least 3 months except for Flower Arrangements from Purchased Flowers.
5. Members are encouraged to exhibit cut flowers and fresh floral arrangements in disposable containers or non-glass containers.

360 Flowers Division	
<i>Class #</i>	<i>Class Name</i>
36001	Fairy Garden – Plants and figurines arranged to make a make-believe world. Must include at least 5 different plants in a container no larger than 18” in diameter.
36002	Annual Flowers – Single Stem
36003	Perennial Flowers – Single Stem
36004	Notebook - Entry consists of a notebook or three ring binders of written narrative describing a horticulture project such as landscape design, landscape installation, lawn renovation, etc.
36005	Soil Potted House Plants
36006	Patio Container House Plants
36007	Other House Plants

360 Flowers Division Continued

<i>Class #</i>	<i>Class Name</i>
36008	Flower Arrangement – Dried Plant Materials
36009	Flower Arrangement – Home-grown Flowers
36010	Flower Arrangement – Purchased Flowers

Champions & Reserve Champions – Rosettes; Champions – Banner
Premiums: Purple/Blue \$4.00, Red \$3.00, White \$2.00

4-H FOODS & NUTRITION DEPARTMENT

Entry & Conference Judging: Monday, July 20, 8:00–11:30a.m. – Bldg #2
Favorite Foods Entry 8:00-9:00am

Must be Pre-Entered by July 1st!

1. Read General Regulations & General Regulations 4-H & FFA Departments.
2. Exhibitors are limited to 4 entries in the Foods & Nutrition Department.
3. Exhibitors must be enrolled in the **FOODS & NUTRITION PROJECT** in 4HOnline.
4. Complete recipes with ingredients and instructions must be attached with the entry or the placing will be lowered one ribbon when judged. Recipes will not be returned to the exhibitor.
5. For Food Safety purposes, any entries with frostings and fillings must calculate the amount of sugar in the frosting/filling recipe only. Calculations must be attached to the entry, or the placing will be lowered one ribbon when judged. Frostings & Fillings need to contain more than 65% sugar for safety. Examples on how to calculate this percentage are included in the publication located at:
<https://bookstore.ksre.ksu.edu/pubs/MF3544.pdf>
6. For food safety purposes, any food with custard and dairy-based fillings and frostings (ex. Cream Cheese), raw eggs, flavored oils, “canned” bread or cakes in a jar, cut fresh fruit or any food requiring refrigeration (ex. Bacon) or unbaked exhibit with raw flour (ex. No bake cookies) will be disqualified and not judged.
7. Alcohol (ex. Wine, beer and hard liquor) is not allowed as an ingredient in food entries. Entries with alcohol will be disqualified and not judged.
8. All baked goods must be left whole and uncut. Small items, such as cookies and rolls, should be the same shape and from the same recipe. Exhibit 3 cookies, 3 muffins, 3 bread sticks, 1 loaf of bread, etc.
9. Under baked entries will be lowered one or more ribbon placings.
10. All un-frosted cakes should be exhibited in an upright position with crust showing. The exception is for cakes made with a special design such as Bundt cakes. They should have the top crust side down.
11. Any baked product that can be removed from the pan should be placed on a plate, covered cardboard, or disposable container of appropriate size for the exhibit. **NO GLASS**
12. Exhibits should be in food grade plastic bags, disposable plastic containers, or boxes of appropriate size for the exhibit. Only the exhibit is judged. The container is not judged.
13. Educational Classes: Exhibits may be in the form of a poster, notebook, or display. Follow copyright laws as you are preparing your exhibit. Take care to select materials that will withstand Fair conditions. If the exhibit is a poster, it must not be larger than 22”x28”. Displays are not to exceed a standard commercial 3’x4’ tri-fold display board. Name and county or district must be clearly marked on educational exhibits.

14. Favorite Foods Show: Select a favorite food recipe and prepare it. Display with recipe card, complete meal menu, theme table setting and centerpiece. Display can be formal or informal depending on food and menu. Conference judging questions may cover nutritional value, preparation of food item and selection of place setting. Space is limited to 24 inches wide by 30 inches deep. **Display food must be discarded by the exhibitor after judging is completed.**

260 Food Division	
<i>Class #</i>	<i>Class Name</i>
26001	Beginner Foods (7-8)
26002	Junior Foods (9-11)
26003	Intermediate Foods (12-13)
26004	Senior Foods (14-18)

261 Favorite Foods Show Division	
Favorite Foods Entries are not eligible for State Fair.	
<i>Class #</i>	<i>Class Name</i>
26101	Beginner Favorite Foods (7-8)
26102	Junior Favorite Foods (9-11)
26103	Intermediate Favorite Foods (12-13)
26104	Senior Favorite Foods (14-18)

Champions & Reserve Champions – Rosettes; Champions – Banner

Premiums: Purple/Blue \$4.00, Red \$3.00, White \$2.00

4-H FOOD PRESERVATION DEPARTMENT

Entry & Conference Judging: Monday, July 20, 8:00-11:30a.m. – Bldg #2

Must be Pre-Entered by July 1st!

1. Read General Regulations & General Regulations 4-H & FFA Departments.
2. Exhibitors are limited to 4 entries in Food Preservation.
3. Exhibitors must be enrolled in the **FOODS & NUTRITION PROJECT** in 4HOnline.
4. Exhibits must have been preserved by the members since last year's fair.
5. Recipes and processing methods must be from current tested resources listed below and **MUST BE ADJUSTED FOR ELEVATION** based on your processing location. Open-kettle-canning, oven canning, sun canning, and electric multi-cookers are prohibited. If using the Presto Precise ® Digital Canner, please indicate that the appliance is used for either water bath or pressure canning. Untested recipes will be disqualified for food safety reasons. Tested recipe sources include:
 - K-State Research & Extension Food Preservation Publications
 - Other University Extension Food Preservation Publications
 - USDA Complete Guide to Home Canning, ©2015
 - So Easy to Preserve, 6th edition, The University of Georgia Cooperative Extension Service
 - Ball® Blue Book Guide to Preserving, Edition 38
 - Ball® Complete Book of Home Preserving, ©2024
 - Canning Mixes (i.e., Mrs. Wage's, Ball®)
 - Pectin Manufacturers (i.e., SureJell, Ball®)
 - KSRE Rapid Response Center Recipes
 - National Center for Home Food Preservation
 - Ballmasonjars.com

6. Alcohol is not allowed as an ingredient in food preservation entries.
7. Each exhibit must have a complete recipe and instructions attached. Recipes must include Exhibitor's Name, recipe source, date of publication, and altitude where the food was processed. If using a canning mix, indicate the date the mix was purchased.
8. Exhibits must be processed in clean, clear standard canning jars with matching brand two-piece lids (ex. Use Ball lids on Ball jars, or Kerr lids on Kerr jars, etc.). Do not use colored jars, fancy padded lids, fabric over wraps or cozies as they interfere with the judging process. No fancy packs unless recipe states to do so (ex. Pickled asparagus). Jars must be sealed when entered. For food safety reasons, the size of jars used must not be larger than the jar size stated in the recipe (ex. Salsa is canned in pint jars only, not quarts). Note: There are 12-ounce, 24-ounce, and 28-ounce canning jars available and may be used. Use pint jar process recommendations for 12-ounce jars Use quart jar process recommendations for 24-ounce and 28-ounce jars.
9. Each jar exhibited must be labeled. The label must not cover the brand name of jar. Printed Labels are available at the Extension Office. Label must have Class Number, Product, Altitude where processed, Canning Method (water bath, weighted gauge or dial gauge pressure method), Process Time, Pressure (psi), Date processed including month and year, Name and County/District.
10. If dried food product is not in a canning jar, it will be lowered one ribbon placing. Suggested amount: 1/3 – 1/2 cup or 3-4 pieces per exhibit.
11. All dried meat jerky must be heated to an internal temperature of 160°F before or after drying. This is not the drying temperature. Jerky not heated to an internal temperature of 160°F will be disqualified and not be judged. Instructions can be found in "Dry Meat Safely at Home."
12. Freeze Drying is not an acceptable method to preserve food items and will not be accepted.

270 Food Preservation Division	
<i>Class #</i>	<i>Class Name</i>
27001	Sweet Spread or Syrups - 1 jar
27002	Fruits, Juices, or Fruit Mixtures - 1 jar
27003	Tomato: Products, Juices, or Salsas - 1 jar
27004	Low acid Vegetables - 1 jar
27005	Pickles, Fermented Foods, Relishes, & Chutney - 1 jar
27006	Meats - 1 jar
27007	Dried Foods - see #10 for amounts needed

Champions & Reserve Champions – Rosettes; Champions – Banner
 Premiums: Purple/Blue \$4.00, Red \$3.00, White \$2.00

4-H FORESTRY DEPARTMENT

Entry & Conference Judging: Tuesday, July 21, 8:30-11:30a.m. Bldg #2

Must be Pre-Entered by July 1st!

1. Read General Regulations & General Regulations 4-H & FFA Departments.
2. Exhibitors are limited to 4 entries.
3. 4-H Exhibitors must be enrolled in the **FORESTRY** in 4HOnline.
4. All leaf exhibits are to be mounted on 8½” x 11” heavy stock paper and placed in loose leaf binders. (Magnetic or adhesive filler sheets for photographic prints or sheet protectors are recommended.) Twigs and fruit collections may be exhibited in whatever manner you choose. Maximum tri fold size is 3’ x 4’. Resources for exhibiting are located on the [Kansas 4-H forestry project webpage](#).
5. Name, club, age, and year in project should be on front cover or in a prominent location.
6. Leaves should be identified with an appropriate label located near the leaf on the same page. These labels should include (1) The proper common name as listed in the 4H334, “[List of Native Kansas Forest Trees](#)” (2) Location (city and/or county) where collected; and (3) date (day, month, year) or (month, day, year) collected.
7. Divide specimens into the following two sections: Native Kansas Trees, and Non-Native Trees.
8. New specimens are those specimens collected during the current 4-H year and cannot be a duplicate tree species of previously displayed specimens.
9. Group specimens according to the years collected (ex. “old-previous years” and “new”).
10. Variations of varieties do not count as different species or specimens.
11. When replacing previously displayed samples, due to degradation, improper mounting or incorrect identification, the specimen label must also be updated. Replacements do not count as new specimens. Replacements should be displayed in the “old previous” section of the display.
12. If you retrieve information for your forestry exhibit, you must include a reference citation to the source.
13. In all leaf collections, exhibit one complete leaf where possible. If the leaf is too large, exhibit as much as possible. Sketch in reduced scale the entire leaf and illustrate where the exhibited portion is from. Note: A “leaflet” is incorrect when displayed as the complete leaf for the tree.

410 Leaf Collection Division	
<i>Class #</i>	<i>Class Name</i>
41001	Beginner A - Exhibit a minimum of 10 different leaves from native Kansas trees collected within the year. Exhibit can include non-native leaves in addition to the required number of leaf specimens collected from native Kansas trees.
41002	Beginner B - Exhibit a minimum of 5 native Kansas trees showing leaf, twig and fruit from each species collected.
41003	Intermediate A - Exhibit a minimum of 20 different leaves (including 10 new specimens) from native Kansas trees. Exhibit can include non-native leaves in addition to the required number of leaf specimens collected from native Kansas trees.

410 Leaf Collection Division, Continued

Class #	Class Name
41004	Intermediate B - Exhibit a minimum of 10 native Kansas trees showing leaf, twig and fruit from each species collected. This exhibit must include 5 new leaf, twig and fruit specimens.
41005	Senior A - Exhibit a minimum of 30 different leaves (including 10 new specimens) from native Kansas trees. Exhibit can include non-native leaves in addition to the required number of leaf specimens collected from native Kansas trees.
41006	Senior B - Exhibit a minimum of 15 native Kansas trees showing leaf, twig, and fruit from each species collected. This exhibit must include 5 new leaf, twig and fruit specimens.
41007	Advanced A - Exhibit a minimum of 40 different leaves (including 20 new specimens) from native Kansas trees. Exhibit can include non-native leaves in addition to the required number of leaf specimens collected from native Kansas trees.
41008	Advanced B - Exhibit a minimum of 20 native Kansas trees showing leaf, twig, and fruit from each species collected. This exhibit must include 10 new leaf, twig and fruit specimens.

411 Notebooks, Displays & Educational Exhibits Division

Class #	Class Name
41101	Growing & Protecting Trees: Entry requires a display, or project notebook, talking about project and pictures before, during, & after planting seedlings, a container tree, or a balled and burlapped tree. Maximum tri-fold size is 3' x 4'.
41102	Tree Culture - Entry requires a display, or project notebook, showing your project work and includes pictures of before, during and after wood lot improvement. Maximum tri-fold size is 3' x 4'.
41103	How Forests Serve Us - Entry may include collected wood samples (all or partial) and essay. Wood sample display to be mounted on poster board or any stiff material no larger than a 3' x 4' tri-fold. Essay should be displayed in a covered binder.
41104	Educational Exhibit - Entry must be directly related to tree identification or Forestry. Type of exhibit is open (notebook, poster, collection box, etc.) given a maximum tri-fold size of 3' x 4'. Care should be taken to use durable materials that will withstand State Fair conditions. This is a good class to exhibit an unusual collection.
41105	How a Tree Grows Notebook - Entry may include a project notebook with 10 or more seeds collected with pictures showing a germination study or a mounting of a thin section of wood cut from the end of a log or top of stump labeled with information such as kind of wood and age of tree when cut or exhibits an illustration of how a tree grows.
41106	Tree Appreciation - Entry may include research or reporting project notebook with no more than 10 pages based on the exhibitor's selected tree. The exhibit must be of a different species of tree each year. This notebook may include sketches, drawings, pictures, a story, or any other things which will help tell about the tree you have selected.

Champions & Reserve Champions – Rosettes; Champions – Banner
 Premiums: Purple/Blue \$4.00, Red \$3.00, White \$2.00

4-H GEOLOGY DEPARTMENT

Entry & Conference Judging: Tuesday, July 21, 8:30-11:30a.m. Bldg #2

Must be Pre-Entered by July 1st!

1. Read General Regulations & General Regulations 4-H & FFA Departments.
2. Exhibitors are limited to 4 entries.
3. 4-H Exhibitors must be enrolled in the **GEOLOGY PROJECT**.
4. The exhibit box should be 18" x 24" x 3½". Plexiglas covers are required. Boxes with glass covers WILL NOT be accepted. All specimens are to be arranged across the narrow (18") dimension of the exhibit box, making the exhibit 18" across the top and 24" deep exactly. If a box has a sliding Plexiglas cover, it must be removable from the top. Screws, locks, or other devices that would prevent removing the cover should not be used. For Lapidary classes 5300-5304 only, the dimensions of the box should be appropriate for the display but should not exceed 18"x24"x31/2".
5. Each exhibitor is required to identify each display box by placing an identification label bearing name, county or district, and number of specimens in the upper left-hand corner of the Plexiglas cover (inside-use clear double-sided tape to adhere gummed labels), and by attaching a label with the same information on the lower right corner of the box (outside).
6. Geology specimens should be labeled with the number of the specimen, date collected, specimen name or description, and locality (county only) where collected.
7. For geology classes 5200, 5201, 5202 and 5203, specimens should be mounted in the box by proper groups: rocks, minerals, fossils. Fossils must be identified to the Phylum, Class and Genus level. Genus name is to begin with a capital letter. Species name is all lower case. Genus and species names must either be italicized or underlined, not both. The words "phylum, class, genus" on labels are to be spelled out, not abbreviated. More than one specimen of the same kind of rock or mineral or species of fossil may be exhibited if this duplication represents different geological formations. Specimen label must show this distinction (Fort Hays limestone; calcite from the Greenhorn Formation; Phylum: Brachiopoda Class: Articulata Genus: Composita from the Morrill Limestone Member, not just Phylum: Brachiopoda Class: Articulata Genus: Composita).
8. For geology classes 5200, 5201, 5202, 5203, 5305, and 5206 all specimens must be collected by the participant (not purchased) from locations in Kansas, with the exception of Tri-State Mining Area specimens collected from these three adjacent counties: Ottawa County, OK; Newton and Jasper Counties, MO. Other out of state specimens will not count in the minimum number for the class, nor will they be considered in the judging.
9. For projects displayed in box-style exhibits - such as Entomology or Geology – that must be opened for judging, exhibitors may choose to include a closure mechanism on the box. While closures are not required, their use will not result in a ribbon deduction. Acceptable options include Velcro strips or hook-style fasteners. Closures should not interfere with the box's ability to be displayed on a shelf and must not be lockable.

420 Geology Division

Class #	Class Name
42001	15 Specimen Collection - Display at least 15 rocks, minerals, and fossils collected during the current 4-H year. Exhibitor is limited to one exhibit box.
42002	30 Specimen Collection - Display at least 30 different rocks, minerals, or fossils, at least 5 of each. Fifteen must be collected during the current 4-H year. Exhibitor is limited to one exhibit box.
42003	45 Specimen Collection - Display at least 45 rocks, minerals, or fossils, at least 5 of each. Fifteen must be collected during the current 4-H year. Exhibit limited to two boxes. Identify the rocks as igneous, metamorphic or sedimentary. These rock types must be spelled out on labels or have a legible key.
42004	60 Specimen Collection - Display at least 60 rocks, minerals, or fossils, at least 5 of each. Fifteen must be collected during the current 4-H year. Exhibit limited to two boxes. Identify the rocks as igneous, metamorphic or sedimentary. These rock types must be spelled out on labels or have a legible key.
42005	Geology Educational Exhibit - Exhibit relating to everyday living; or to a mineral test, a rock formation, geological history, species of a fossil, forms of one mineral, a variation of one kind of rock, archaeological artifacts, or Indian artifacts. Digital formats are accepted. Please make arrangements for the judge to view your exhibit and have a hard copy for display. Exhibit limited to 4 feet of table space. Care should be taken to use durable materials that will withstand Fair conditions.
42006	Mineralogy - Display a minimum of 15 mineral specimens collected in Kansas, at least 5 of which have been collected during the current 4-H year. The minerals are to be grouped by mineral class (i.e.: Carbonates, Oxides, Silicates) and at least 3 classes must be represented. Members must use one standard display box (see #1). The specimens must be labeled with the number of the specimen, date collected, name of specimen, county where collected and chemical composition (i.e.: CaCO ₃ for calcite) if known.
42007	Fossils - Display a minimum of 15 fossil specimens collected by the participant in Kansas, at least 5 of which have been collected during the current 4-H year. The fossils are to be grouped by Phylum and Class, and at least 3 phyla must be represented (Brachiopoda, Chordata, Mollusca, etc.) Members must use one standard display box (see #1). The specimens must be labeled with the number of the specimen; date collected; county where collected; formation, member, or source; phylum, class, and genus or part; and geologic age (Cretaceous, Permian, Pennsylvanian, etc.) See #5 for additional fossil labeling expectations.
42008	Rocks - Display a minimum of 15 rock specimens collected in Kansas, at least 5 of which have been collected during the current 4-H year. Rocks are to be grouped into the 3 rock classes. You must display at least one specimen from each of the three classes. The specimens must fit in one standard display box. Specimen labels must include a specimen number, the date collected, name of specimen, and the county where collected. All rocks must be identified by the formation and member name (Fort Hays Limestone, Member of the Niobrara Chalk Formation) or source (Rocky Mountain Outwash, glacial till).

421 Lapidary Division

All lapidary specimens should be labeled with the following information:

- Specimen name
- Place of origin (country, state, or county; county required for Kansas specimens)
- Purchased or self-collected
- Date lapidary treatment began.
- Date lapidary treatment completed (Treatment completed after the State Fair is considered a new year specimen).

Class #	Class Name
42101	5 Polished & 5 Unpolished - Display at least 5 varieties of polished (tumbled) specimens and 5 varieties of unpolished specimens that have not yet received lapidary treatment. These do not have to be an example of “before and after”, nor do they have to be self-collected. Locales must be identified.
42102	3 Varieties Before & After - Display before-and-after examples of at least 3 varieties of specimens, at least 2 tumble-polished and 2 unpolished of each. There is no requirement that the 4-H'er collect any of these. Locales must be identified. Lapidary work should be done during the current 4-H year.
42103	6 Varieties Before & After - Display before-and-after examples of at least 6 varieties of specimens, at least 2 tumble-polished and 2 unpolished of each. At least two varieties should be collected from the native site by the 4-H'er, at least one of which comes from Kansas. Locales must be identified. Lapidary work on at least three varieties should be done during the current 4-H year.
42104	9 Varieties Before & After - Display before-and-after examples of at least 9 varieties of specimens, at least 2 tumble-polished and 2 unpolished of each. At least three varieties should be collected from the native site by the 4-H'er, at least two of which come from Kansas. Locales must be identified. Lapidary work on at least three varieties should be done during the current 4-H year.
42105	6 Specimens not previously exhibited - Exhibit at least 6 specimens that have not previously been exhibited, which have received lapidary treatment. Lapidary treatment may consist of polishing, and end, face, or flat lapping. Specimens must represent at least 3 different varieties and include at least three cabochons of any size or shape, only one of which may be free formed. A cabochon is a style of cutting in which the top of the stone forms a domed or curved convex surface. Three of the specimens must be mounted into jewelry findings.

Champions & Reserve Champions – Rosettes; Champions – Banner

Premiums: Purple/Blue \$4.00, Red \$3.00, White \$2.00

4-H & FFA HORSE DEPARTMENT

Check-in: Sunday, July 19, 3:00p.m.

Show: Sunday, July 19, 4:00p.m.

Must be Pre-Entered by July 1st!

1. Read General Regulations & General Regulations 4-H & FFA Departments.
2. Exhibitors are limited to 8 entries and will only be paid premium on the four entries.
3. 4-H members must be enrolled in the **HORSE PROJECT** in 4HOnline.
4. 4-H & FFA Members must have current Horse Identification Certificates on file in the Extension Office by June 1st.
5. Stallions are only allowed in the weanling halter classes.
6. **This show will be governed by the “KS 4-H Horse Show Rule Book”.**

7. 4-H & FFA Members will be required to show a current negative Coggins test (must be completed in the previous 12 months) and current Horse Identification Certificates (Horse ID paper(s) at show check in.
8. The same horse cannot be used in the same class event with different riders.
9. The same horse/rider combo cannot be shown in Western Pleasure and Ranch Horse Pleasure.
10. Exhibitors must have completed the Horse Safety Webinar & Quiz for the year by July 1st.

Points System for Miami County Fair High Point Buckle: The buckles and trophies will be given on a point system. Each ribbon the exhibitor receives will be tallied as follows:

Purple: 4 points

Blue: 3 points

Red: 2 points

White: 1 point

Extra points will not be awarded for Champions and Reserve Champions. Showmanship will be used as a 1st tie breaker and then Horsemanship if necessary.

170 Halter & Showmanship Division	
<i>Class #</i>	<i>Class Name</i>
17001	Pony Halter (56" & under)
17002	Halter – Horse age 3 & under
17003	Halter – Horse age 4 & older
17004	Beginner Showmanship (7-8)
17005	Junior Showmanship (9-11)
17006	Intermediate Showmanship (12-13)
17007	Senior Showmanship (14-18)

171 Performance Division	
<i>Class #</i>	<i>Class Name</i>
17101	Trail (all ages) (will be walk/trot)
17102	Hunter Hack (all ages)
17103	English Pleasure (all ages)
17104	English Equitation – Beginner
17105	English Equitation – Junior
17106	English Equitation – Intermediate
17107	English Equitation – Senior
17108	Walk/Trot Pleasure (Rider not eligible for any other performance class, except trail, can enter in trail class)
17109	Walk/Trot Horsemanship (Rider not eligible for any other performance class, except trail, can enter in trail class)
17110	Horsemanship – Beginner
17111	Horsemanship – Junior
17112	Horsemanship – Intermediate
17113	Horsemanship – Senior
17114	Pony Western Pleasure (56" & under) (all ages) (pony not eligible for any other pleasure class)
17115	Green Horse Western Pleasure (Horses ages 5 & under) (all ages) (horse not eligible for any other pleasure class)
17116	Western Pleasure – Beginner

17117	Western Pleasure – Junior
17118	Western Pleasure – Intermediate
17119	Western Pleasure – Senior
17120	Ranch Horse Class (all ages)
17121	Reining (all ages)

172 Timed Events Division	
<i>Class #</i>	<i>Class Name</i>
17201	Poles – Beginner
17202	Poles – Junior
17203	Poles – Intermediate
17204	Poles – Senior
17205	Flags – Beginner
17206	Flags – Junior
17207	Flags – Intermediate
17208	Flags – Senior
17209	Barrels – Beginner
17210	Barrels – Junior
17211	Barrels – Intermediate
17212	Barrels – Senior

Champions & Reserve Champions – Rosettes; Champions Showmanship each age division – Banner Premiums: Purple/Blue \$8.00, Red \$6.00, White \$4.00

4-H & FFA HORTICULTURE DEPARTMENT

Entry & Conference Judging: Tuesday, July 21, 8:30-11:30a.m. - Bldg #3

Must be Pre-Entered by July 1st!

1. Read General Regulations & General Regulations 4-H & FFA Departments.
2. Exhibitors are limited to 4 entries in the Department.
3. 4-H Exhibitors must be enrolled in the **HORTICULTURE & LANDSCAPE DESIGN** in 4HOnline.
4. Exhibits must have been grown in this year by the member. Exhibits should be as mature as possible.
5. Garden exhibits should use a sturdy paper or plastic plate or container that will support the weight of the produce.
6. The numbers of items to be exhibited:
 - **Large Vegetables** (Cabbage, Cantaloupe, Eggplant, Large Pumpkin, Squash, Watermelon): **1 item per exhibit**
 - **Medium Vegetables** (Beets, Carrots, Cucumbers, Decorative Gourds, Potatoes, Miniature Pumpkins, Okra, Onions, Peppers, Radishes, Sweet Potatoes, Tomatoes, or other similar sized vegetable): **5 items/exhibit**
 - **Small Vegetables** (Cherry Tomatoes, Green Beans, Wax Beans, English Peas, or other similar sized vegetable): **12 items/exhibit**
 - **Small Fruits** (Strawberries, Blackberries, Raspberries, or other similar size fruit): **½ pint box/exhibit**
 - **Tree Fruits** (Apples, Pears, Peaches, or similar size fruits): **5 items/exhibit**
 - **Grapes**: **2 bunches/exhibit**

7. For exhibiting information, use the Exhibiting Fruits & Vegetables Publication: <http://www.bookstore.ksre.ksu.edu/pubs/C405.pdf> or available at the Extension Office.

355 Garden Division	
<i>Class #</i>	<i>Class Name</i>
35501	Large Vegetables – 1 item/exhibit
35502	Medium Vegetables – 5 items/exhibit
35503	Small Vegetables – 12 items/exhibit
35504	Fresh Culinary Herbs – 6 stems in a disposable container of water
35505	Small Fruits – ½ pint box
35506	Tree Fruits – 5 items/exhibit
35507	Grapes – 2 bunches

Champions & Reserve Champions – Rosettes; Champions – Banner
 Premiums: Purple/Blue \$4.00, Red \$3.00, White \$2.00

4-H INTERIOR DESIGN & ARCHITECTURE DEPARTMENT

Entry & Conference Judging: Monday, July 20, 1:00 pm – Bldg #2

Must be Pre-Entered by July 1st!

1. Read General Regulations & General Regulations 4-H & FFA Departments.
2. Exhibitors are limited to 4 entries in the Department.
3. Exhibitors must be enrolled in the **INTERIOR DESIGN & ARCHITECTURE PROJECT** in 4HOnline.
4. Display articles shown at the fair need to be labeled with name, address and club.
5. If your exhibit requires a summary, your summary should include plans, explanation of how the items was made or refinished, and how it fits into the color and design of the room. The summary should also include project inspiration, challenges, who helped you, and any other information that could be helpful to the judge. The summary should be in a plastic protective sleeve and attached to the exhibit.
6. **ROOM DESIGN BOARD** - Select one room within your home or imaginary/future home (bedroom, bathroom, kitchen, etc) to design. Create a basic floor plan showing wall footprint including any furniture, fixture and/or cabinet layout. Include any other illustrations, drawings, or photographs to help support your design. Also include materials/finish samples (wall treatments, floor coverings, paint samples, etc.) Label any drawings or finishes so the audience understands their intentions. All finishes should be attached to the display board. To explain your design intent, write a brief description to be included on the design board (no more than one 8 ½ x 11). Board must be on foam core or a standard tri-fold display.
7. **Two Collages on Design Board** - Develop 2 imaginary interior rooms with identical dimensions and features (Doors, windows, etc). The function of the room can be up to you (bedroom, coffee shop, art studio, etc.) but should be the same for both rooms. For each space, create a feeling or mood for the occupants of the space. The mood created for one space should be the opposite or contrast to the second space. Choose a pair of contrasting words from the list provided.
 - a. Each collage must be on its own page. Page size is 11x17. Collages should convey a space that includes a background, midground, and foreground. Once these are established, add as many layers as needed. Use print materials from magazines, colored paper, the internet, or other design material to find furniture,

- lighting fixtures, textures, and other elements to complete each collage. For each collage, write a brief description of your design intent (1-3 paragraphs total).
- b. Adhere both collages and descriptions to a foam core presentation board. Label each collage with the descriptive words your selected from the list.
8. **Two Diorama Models (Similar to 2 collages)** – Construct 2 dioramas, one for each space demonstrating contrasting moods. Each diorama will be designed within similar sized boxes. Boxes should be large enough to be easily viewed but no larger than 12”x18”. Booth rooms being depicted need to be the same size.
- a. Dioramas should convey a space that includes a background, midground, and foreground. Once these are established, add as many layers as needed. Use print materials from magazines, colored paper, the internet, or other design material to find furniture, lighting fixtures, textures, and other elements to complete each diorama. Elements will need to be cut out and adhered to each background, midground, and foreground to reflect the design of the room. Focus on selecting materials and colors to create the mood or essence of the space. Use openings in your container to experiment with the effect of light in your space.
 - b. Dioramas should not contain actual figures, miniature furniture/cabinets or movable parts. All elements should be paper adhered to materials easily found at home. For example: magazine photos, cardstock, plastic, cardboard, chipboard, or other material to depict design finishes/elements within the diorama.
9. **Marble Maze or Enclosure** – Create a space in which a marble will move through a sequence of rooms, enclosures or spaces. Use different types of elements and materials to enclose your spaces or guide the marble. Consider the size of the marble and how you want the space to feel big and open or small and enclosed pay close attention to the sizes of the architectural elements relative to the size of the marble. To construct the marble maze or enclosure use household materials found around the home to create the structure. (cardboard, chip board, construction paper, paper towel or toilet paper tubes, etc.)
- a. The base of the structure should be no larger than 18” x 24” inches (posters board size) and 12 inches in height.
 - b. In addition to your enclosure/maze you may also present a small design board with illustrations/drawings to help the audience understand the path of travel for the marble or the rules for which you designed. Write or type a brief description of your design intent (1-3 paragraphs total) to be included on the design board.
10. **Marble Maze Presentation Board Only** - presentation board should be foam core with the below items attached:
- a. Include drawings of your marble enclosure slash maze design
 - b. In addition to your base drawings, include any illustrations/drawings to help your audience understand the path of travel for the marble. You may also include quality photographs that show the sequence of the marble moving through the built design. The images may be annotated, meaning you can use notes to explain your thoughts/design intent on the board. This sequence of photos should visually tell the story of your design.
 - c. Write or type a brief description of your design intent one to three paragraphs in total to be included on the presentation board.

280 Interior or Exterior Design Division	
<i>Class #</i>	<i>Class Name</i>
28001	Item for the Home – An article (furniture, fixtures, interior or exterior, etc.) made or refinished by the 4-H member for the home. Must attach Summary (#5). NOT ELIGIBLE FOR STATE FAIR
28002	Room Design Board – See Rule #6

28003	Notebook – Notebooks may include floor plans, swatches, colors, stories, photographs, and project records which detail what was accomplished this year with long-term plan. Notebooks should also include project inspiration, challenges, who helped you, and any other information that should be helpful to the judge. An additional summary is not required. NOT ELIGIBLE FOR STATE FAIR
28004	Two Collages on Design Board -See Rule #7
28005	Two Diorama Models – See Rule #8
28006	Marble Maze or Enclosure – See Rule #9
28007	Marble Maze Presentation Board Only – See Rule #10

Champions & Reserve Champions – Rosettes; Champions – Banner
 Premiums: Purple/Blue \$4.00, Red \$3.00, White \$2.00

4-H & FFA MEAT GOATS DEPARTMENT

Vet Check & Entry: Tuesday, July 21, 7:00a.m. – 8:30am

Weigh-in: Tuesday, July 21 following Sheep

Show: Tuesday, July 21, 7:00pm or 30 minutes after the 4-H/FFA Sheep Show

Show Order: Showmanship - Market – Breeding

Must be Pre-Entered by July 1st!

1. Read General Regulations & General Regulations 4-H & FFA Departments.
2. Exhibitors are limited to 4 entries plus Showmanship.
3. 4-H Exhibitors must be enrolled in the **MEAT GOATS PROJECT** in 4HOnline.
4. All goats must be identified with a registered tattoo or an official USDA Premise ID Tag (Scrapies tag)
5. All goats must be inspected by the Fair Board appointed inspector in the designated area before unloading.
6. The “Application to Sell” form must be completed and returned to the Superintendent no later than Thursday, July 23, at 10:00pm
7. Stall Space will be reserved based on pre-entry. No stalls will be reserved for tack.
8. Market Goats must be slicked shorn with 3/8” hair or less from the knee and hock joints up, excluding tip of tail, at the time of arrival on the fairgrounds. Breeding goats do not have to be slick shorn. The length of hair is up to the exhibitor.
9. All goats must be dehorned or have horns tipped; no sharp points allowed. No fresh dehorning wounds will be allowed.
10. Market and Breeding Goats must be owned by the exhibitor. Market Goats must be tagged with a Kansas 4-H tag on or before May 4th.
11. Market goats weighed at spring tagging are also entered in the Rate of Gain Contest.
12. Male goats can only be shown as wethers and in the market division. Market Goats may be either non-bred does or wethers.
13. Market Goats must be less than 1 year in age and have milk teeth in place with no visible signs of permanent teeth.
14. Animals shown in the market classes are not eligible to be shown in the breeding classes and vice versa.
15. Market Goats must weigh a minimum of 60 pounds to be eligible for the Livestock Premium Auction. Goats need to be of a marketable weight and size. Underweight goats will show in the lightweight market class, but are not eligible for Market Champions or sell in the Market Animal Sale. No reweighing will be allowed.
16. Weight classes will be determined by the show committee after weighing, using natural or logical weight breaks.
17. Goats must be shown with all four feet on the ground.

18. Full Fit Show: Meaning the use of adhesive, paint or powder products will be allowed. Use of hair not from the animal or twine/artificial material will NOT be allowed. This applies to both breeding & market animals.
19. Immediate family members (to include parents, legal guardians, siblings, and grandparents) and current Kansas 4-H/FFA members that are exhibitors at the Miami County Fair may assist with the grooming and care of the animals.
20. Exhibitors may use collars, collars with a short lead or halters when showing. 3mm or smaller pinch collars will be allowed.
21. An **Animal Destination form must be turned in to the Superintendents by 10p.m. on Thursday** regardless of if you are selling in the Market Animal Sale or taking your animals home. This is required for all breeding and market animals.
22. A Bred & Owned wether/doe must meet **all** the following conditions:
 - The exhibitor is the owner of the entry.
 - The immediate family is owner of the dam of entry and the breeder
 - The immediate family has been the sole continuous owner of the entry since birth.
 - *Immediate family means siblings, step-siblings and/or parents

150 Market Meat Goats Division	
<i>Class #</i>	<i>Class Name</i>
15001	Market Meat Goats
15002	Bred & Owned Market Meat Goats

151 Breeding Meat Goats Division	
<i>Class #</i>	<i>Class Name</i>
15101	Breeding Does (1-6 months old)
15102	Breeding Does (7-12 months old)
15103	Breeding Does (13-19 months old)
15104	Breeding Does (20 months and older)
15105	Bred & Owned Breeding Does

152 Meat Goat Showmanship Division	
<i>Class #</i>	<i>Class Name</i>
15201	Beginner Showmanship (7-8)
15202	Junior Showmanship (9-11)
15203	Intermediate Showmanship (12-13)
15204	Senior Showmanship (14-18)

Breed Champions & Reserve Champions – Rosettes
 Grand & Reserve Grand Champions – Banner
 Premiums: Blue \$8.00, Red \$6.00, White \$4.00

4-H MISCELLANEOUS DEPARTMENT

(SHOOTING SPORTS, VETERINARY SCIENCE, & OTHER PROJECTS WITH NO EDUCATIONAL EXHIBIT CLASSES)

Entry & Conference Judging: Tuesday, July 21, 8:30-11:30a.m.Bldg #2

Must be Pre-Entered by July 1st!

1. Read General Regulations & General Regulations 4-H & FFA Departments.
2. Exhibitors are limited to 4 entries.
3. 4-H Exhibitors must be enrolled in the in the project for which you are exhibiting in 4HOnline. Example: **LEADERSHIP** for a Leadership Qualities Display, **SHOOTING SPORTS** for a Shooting Sports Safety Display, etc.
4. All Displays, Posters, or Notebooks should be labeled with your name and Marais des Cygnes-Miami County.
5. Displays are to be a standard Tri-fold Display Board of 36"x 48".
6. Notebooks should contain photos and information about your project. Choose one project and share with others what you learned about that project. Must be in a 3-ring binder. Include a narrative section describing your project and what you learned as well as costs, supplies, goals, accomplishments, successes, failures, and future plans. Can include samples of techniques, instructions, photographs or other ways of educating others about the project.
7. Posters should be a standard poster no larger than 22" x 28".
8. Video – Create a video or presentation that is less than 3 minutes long and showcase a single topic or project. Must be playable on any computer using a flash drive or bring your own device to play your video for the judge. Use your creativity. Your video may focus on any of the following:
 - a. What you did in the project
 - b. Promoting a project or community service opportunity
 - c. Educating others about a single topic related to the project

485 Miscellaneous Division	
<i>Class #</i>	<i>Class Name</i>
48501	Display
48502	Poster
48503	Notebook
48504	Video

486 Shooting Sports Experiential Exhibits	
<i>Class #</i>	<i>Class Name</i>
48601	Shooting Aid or Accessory - Any item the 4-Her makes that helps the shooter/hunter better perform their sport; examples: rifle sling, kneeling roll, arm guard, shotgun vest, target boxes, shooting stick, etc. Include your design or plans you adapted, and what the item is and what it is used for.
48602	Storage Case - Any item the 4-Her makes with the purpose of safely holding a firearm, bow, ammunition, and/or arrows. Examples: soft sided shotgun case, quivers, firearm safe, include your design, or plans you adapted. Explain how the storage case is used.
48603	Practice Game or Activity - Invent or adapt an activity to practice or teach a project skill. Include pictures of youth playing the game, testimonials of 4-H members who played the game, what skill is being worked on, and directions for the game. Explain how you came up with the game or adapted it to fit the needs of your group members.

48604	Educational Display - Must be directly related to the 4-H Shooting Sports Project (standard tri-fold boards only, no larger than 3'x4').
48605	Promotional Poster - Must promote 4-H Shooting Sports
48606	Notebook - Contents pertain to some phase, results, story or information about 4-H Shooting Sports.

487 Veterinary Science Division

<i>Class #</i>	<i>Class Name</i>
48701	4-H Veterinary Science Large Animal Poster, Notebook or Display
48702	4-H Veterinary Science Small Animal Poster, Notebook or Display

Champions & Reserve Champions – Rosettes; Champions – Banner

Premiums: Purple/Blue \$4.00, Red \$3.00, White \$2.00

4-H PERFORMING ARTS DEPARTMENT

Entry & Conference Judging: Tuesday, July 21, 9:30-11:00 a.m. – Bldg #2

Must be Pre-Entered by July 1st!

1. Read General Regulations & General Regulations 4-H & FFA Departments.
2. Exhibitors are limited to 4 entries.
3. Exhibitors must be enrolled in the **PERFORMING ARTS PROJECT** in 4HOnline.
4. Performing Arts exhibits are not eligible for the Kansas State Fair.
5. Educational exhibits can be a poster or notebook. Posters must be a standard Poster board approximately 22"x28". Displays must be a standard tri-fold display board not to exceed 3'X4'.
6. All videos should be in a standard digital format, playable on a flash drive that can be played on a laptop computer, or you can play on a tablet that you provide to the judge.

330 Performing Arts Division

<i>Class #</i>	<i>Class Name</i>
33001	Educational Exhibit (Display, Notebook or Poster)
33002	Video – Cannot be at a competition. 5 minute maximum. Could be a dance, mime, puppet show, clowning, skit, or any other performing art.

Champions & Reserve Champions – Rosettes; Champions – Banner

Premiums: Purple/Blue \$4.00, Red \$3.00, White \$2.00

4-H PET DEPARTMENT

Check-in: Saturday, July 18, 8:00a.m.

Conference Judging: Saturday, July 18, 8:30a.m. – Bldg. #6

Must be Pre-Entered by July 1st!

1. Read General Regulations & General Regulations 4-H & FFA Departments.
2. Exhibitors are limited to 4 entries.
3. Exhibitors must be enrolled in the **PET PROJECT** in 4HOnline.
4. Exhibitors must bring pets in cages, crates, or closed boxes.
5. Exhibitors must have owned and cared for the pet for at least 60 days.

6. Cats must have current vaccination papers at time of check-in. Recommended Vaccination Schedule:
 - a. Rabies: 4-6 months. Mandatory for show. Annual booster current.
 - b. Cat Distemper & Upper Respiratory Disease – 8 weeks – Annual booster current.
7. NO KITTENS (age 0-3 months) or NURSING CATS will be allowed to show due to health and safety concerns.
8. YOU WILL BE SHOWING YOUR PET AT YOUR OWN RISK!

177 Cat Division	
<i>Class #</i>	<i>Class Name</i>
17701	Cat

178 Pets Division	
<i>Class #</i>	<i>Class Name</i>
17802	Hand Pet
17803	Aquarium Pet
17804	Bird
17805	Reptile
17806	Amphibian
17807	Other Pet

Champions & Reserve Champions – Rosettes; Champions – Banner
 Premiums: Purple/Blue \$4.00, Red \$3.00, White \$2.00

4-H PHOTOGRAPHY DEPARTMENT

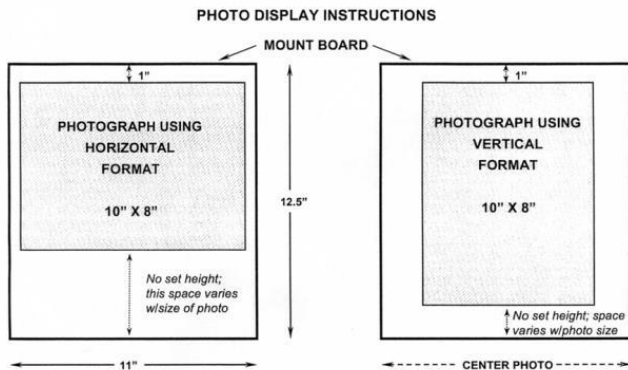
Entry & Conference Judging: Monday, July 20, 8:00-11:30 a.m. - Bldg #2

Must be Pre-Entered by July 1st!

1. Read General Regulations & General Regulations 4-H & FFA Departments.
2. Exhibitors are limited to 4 entries.
3. Exhibitors must be enrolled in the **PHOTOGRAPHY PROJECT** in 4HOnline.
4. Photographs entered must be the result of the current year's project work by the 4-H member. Photo images must be taken by the 4-H member.
5. All photos must be no larger than 8"x10" and no smaller than 7"x9" except classes 31001-31004 which are 4"x6" photos with no cropping or enlargement.
6. Appropriate photo subject matter: Photographic subject matter is expected to follow 4-H standards. For a sense of prohibited subject matter, review the Kansas 4-H Member Code of Conduct; in general, if it not allowable at a 4-H event, it is not allowed in a 4-H photograph at the fair.
7. Photos with live subject(s) on railroad right of way or taken from a railroad right of way property will not be displayed and will be awarded a ribbon one placing lower.
8. The black and white classes are for black and white prints only. Monochromatic prints, including sepia prints, are considered color photos and must be entered in the appropriate color photo class.
9. Photographs taken with a digital camera or phone and having no more adjustments than exposure, color intensity or correction, one click filter effects, red eye removal, cropping, dodging and burning should be entered in the standard color or black and white classes. HDR photos are to be entered in the standard photo class.

10. Digital Manipulated class is for photos that have been manipulated such as color added in parts to a black & white photo, 2 photos manipulated together, etc. Use your creativity.
11. Improperly mounted photos, oversized or undersized photos or photos with the white border not removed, lettering (dates) on the photo, will be awarded a ribbon one placing lower.
12. Photographs taken with a digital camera are allowed only for exposure, color intensity or correction, one-click filter effects, red-eye removal, cropping, dodging and burning, and HDR (high dynamic range). If you are making additional adjustments, please enter your photo in the Digital Manipulated Image class; it will not be eligible for the state fair. **Please note: AI (artificial intelligence) modified images are not allowed.**

Photo Display Instructions: (Matte boards, plastic bags, and photo ID Forms may be purchased at the Marais des Cygnes Extension District Offices



- Photos are to be mounted across the narrow (11") dimension of an 11" x 12.5" sheet of white or crema studio matte board.
- Photos must be mounted with the top edge of the print 1" below the top of the mount (board is always orientated narrow side up). The sides of the print must be equal distance from the two sides of the matte.
- A full coverage permanent mount must be made. Spray adhesive recommended or heat mount. No household glues, double stick tape, etc.
- The Kansas 4-H Photography Id Form must be used and mounted correctly on the bottom front of the matte board.
- No lettering, including dates, is permitted on the front of the mount or on the photo. Only the 4-H Photography Id Form is to have lettering on it. No underlays or borders are to be used.
- To protect exhibits, place mounted photo in an UNSEALED protective plastic bag.
- **NO LETTERING, NAMES, ADDRESSES, DESCRIPTION, or PERSONAL INFORMATION of the Exhibitor should be written on the back of the photo matte board. The back of the photo matte board should remain blank.**

310 Photos Division	
<i>Class #</i>	<i>Class Name</i>
31001	Untouched & Uncropped Beginner 4"x6" Photo (Not eligible for state fair or champion selection)
31005	Color Photo – Beginner 7-8
31006	Color Photo – Junior 9-11

31007	Color Photo – Intermediate 12-13
31008	Color Photo – Senior 14-18
31009	Black & White Photo – Beginner 7-8
31010	Black & White Photo – Junior 9-11
31011	Black & White Photo – Intermediate 12-13
31012	Black & White Photo – Senior 14-18
31013	Digital Manipulated Image – Beginner 7-8
31014	Digital Manipulated Image – Junior 9-11
31015	Digital Manipulated Image – Intermediate 12-13
31016	Digital Manipulated Image – Senior 14-18

Growth Portfolio:

- Members must have been enrolled in photography for at least 3 years.
- Exhibits will consist of one photo for each year of enrollment. Each photo must have been taken in a different year and must be labeled with the year taken. A maximum of 5 photos may be included if the member has 5 or more years of enrollment. Photos are not required to be in consecutive order. For example, a 9-year-old with 3 years enrollment in photography is eligible to enter a growth portfolio. The portfolio in this example should have one photo from the 1st year, one from the 2nd year, and one from the 3rd year. The growth portfolio class may start at any time in the member's photography career. For an older member, the growth portfolio would represent any five years in the project, for example, years 1, 3, 5, 7 and 9 for a member having been enrolled in photography for 9 years.
- Photos must be 8" x 10" and may be color or black & white and must be mounted to matte board.
- An information sheet must accompany each photo giving brand and model of camera used to create the photos as well as settings for focal length, aperture, mode and shutter speed.
- Skill set used to create the photo must be given and explained. Main goals for each year should be listed.
- Beginning with photo 2, member description of growth in project skill must be included on information sheet.
- The exhibit will consist of photos arranged in chronological order of enrollment, an information sheet on each photo, and all the information listed above. A portfolio book is required to exhibit.

Career Portfolio

- The Member must have been enrolled in Photography for 5 or more years or member must be ages 15-19 and been enrolled in photography for at least 2 years.
- The exhibit will consist of ten (10) 8"x10" photos showing skill development in one of the following photography areas: Portraiture, Special Effects (not done with a computer). Landscape, Photojournalism, Black & White, Nature/Wildlife or Graphic Design (Computer skills with photos). Photos may have been created over multiple project years.
- Photos may be color except if the black & white option is chosen and must be unmounted.
- An information sheet must accompany each photo giving brand and model of camera used to create the photo. The settings for focal length, aperture, mode and shutter speed must also be listed.

- A one-page summary should accompany the portfolio listing the goal for pursuing this area of photography and what skills were learned while doing so. Mentors should be acknowledged. Career exploration can also be described.
- Exhibit will be presented in a notebook designed for portfolio review with pages for required information from above.

311 Portfolio Division	
<i>Class #</i>	<i>Class Name</i>
31101	Growth Portfolio – Junior 9-11
31102	Growth Portfolio – Intermediate 12-13
31103	Growth Portfolio – Senior 14-18
31104	Career Portfolio – Intermediate 12-13
21105	Career Portfolio – Senior 14-18

Champions & Reserve Champions – Rosettes; Champions – Banner
 Premiums: Purple/Blue \$4.00, Red \$3.00, White \$2.00

4-H & FFA PIGEONS & DOVES DEPARTMENT

Check-in: Monday, July 20, 8:00-11:00a.m.

Showmanship & Judging: Tuesday, July 21, 9:00a.m.

Must be Pre-Entered by July 1st!

1. Read General Regulations & General Regulations 4-H & FFA Departments.
2. Exhibitors are limited to 4 entries plus showmanship.
3. 4-H Exhibitors must be enrolled in the **POULTRY PROJECT** in 4HOnline.
4. You must check-in with the superintendents **BEFORE** putting poultry in any cages.
5. All Entries must be single birds. No pens of 3.
6. Pigeons or Doves showing symptoms of disease will be disqualified and removed from the premises.
7. Exhibitors may not enter more than 2 birds per class regardless of breed.
8. Judging will be by comparison using only the latest standards of the National Pigeon Association.
9. Class will be offered for all standard breeds approved by the National Pigeon Association.
10. Exhibitors must feed and water exhibits.
11. Exhibitors must be present for judging.

183 Pigeons Division	
<i>Class #</i>	<i>Class Name</i>
18301	Old Cock , over 1 year.
18302	Young Cock , Under 1 year.
18303	Old Hen , over 1 year.
18304	Young Hen , Under 1 year.

Champions & Reserve Champions – Rosettes; Champions – Banner
 Premiums: Purple/Blue \$8.00, Red \$6.00, White \$4.00

4-H & FFA POULTRY DEPARTMENT

Check-in: Monday, July 20, 8:00-11:00a.m.

Showmanship & Judging: Tuesday, July 21, 9:00a.m.

Must be Pre-Entered by July 1st!

1. Read General Regulations & General Regulations 4-H & FFA Departments.
2. Exhibitors are limited to 4 entries plus showmanship.
3. 4-H Exhibitors must be enrolled in the **POULTRY PROJECT** in 4HOnline.
4. You must check-in with the superintendents **BEFORE** putting poultry in any cages.
5. Poultry showing symptoms of disease or infestations (mites, etc.) will be disqualified and removed from premises.
6. The latest Standard of Perfection will be used in Judging.
7. To participate in the Market Animal Sale, an "Application to Sell" form must be turned in to the **Superintendents by 10p.m. on Thursday**. Meat Pens of 3 are only allowed to sell and each broiler must weigh 4 pounds. Each exhibitor may only auction one meat pen in the Market Animal Sale.
8. Birds entered in single classes will not be allowed to show as a part of pen nor will birds composing pens be permitted to show for single prizes.
9. Exhibitors must feed and water exhibits.
10. Exhibitors must be present for judging.

A mandatory Pullorum-Typhoid test will be done by the State Vet during check-in on Monday, July 20th from 8:00 – 11:00 a.m. All 4-H & Open Poultry must be tested.

180 Meat Pen Division	
<i>Class #</i>	<i>Class Name</i>
18001	Meat Pen of 3 , Standard Breed or Strain Cross Birds of same sex. To be judged on meat production qualities only. Must enter this class to be allowed to sell in the Market Animal Sale

181 Poultry Division	
<i>Class #</i>	<i>Class Name</i>
18101	Game Birds – Quail & Pheasants
18102	Standard Breeds: Large Fowl, One Young Bird
18103	Standard Breeds: Large Fowl, One Old Bird
18104	Standard Breeds: Bantams, One Young Bird
18105	Standard Breeds: Bantams, One Old Bird
18106	Production Pullets, Pen of 3: Standard Bred, Crossbred or Strain Cross Pullets to be judged on egg production qualities
18107	Production Hens, Pen of 3: Standard Bred, Crossbred or Strain Cross Pullets to be judged on egg production qualities.
18108	Dual Purpose Pullets, Pen of 3: Such as Rhode Island Reds, New Hampshire, Plymouth Rocks, etc.
18109	Dual Purpose Hens, Pen of 3: Such as Rhode Island Reds, New Hampshire, Plymouth Rocks, etc.
18110	Turkey - All Breeds; 1 bird of either sex.
18111	Duck – Call or Bantam; all breeds, 1 bird of either sex.
18112	Duck – All other breeds; 1 bird of either sex.

18113	Geese - all breeds, 1 bird of either sex
18114	Guineas – all breeds, 1 bird of either sex (Not a State Fair Class)

182 Poultry Showmanship Division	
<i>Class #</i>	<i>Class Name</i>
18201	Beginner Showmanship (7-8)
18202	Junior Showmanship (9-11)
18203	Intermediate Showmanship (12-13)
18204	Senior Showmanship (14-18)

Champions & Reserve Champions – Rosettes; Champions – Banner
 Premiums: Purple/Blue \$8.00, Red \$6.00, White \$4.00

4-H & FFA RABBIT DEPARTMENT

Check-in: Monday, July 20, 5:00-7:00 p.m. OR Tuesday, July 21, 7:30-9:00am
Must be checked in by 9 a.m. Tuesday
Judging: Wednesday, July 22, 8:00a.m.
Showmanship: Following Judging.

Must be Pre-Entered by July 1st!

1. Read General Regulations & General Regulations 4-H & FFA Departments.
2. Exhibitors are limited to 4 entries plus showmanship with a maximum of 1 meat pen.
3. 4-H Exhibitors must be enrolled in the **RABBIT PROJECT** in 4HOnline.
4. Rabbits must be owned by the exhibitor by July 1st.
5. All Rabbits must be permanently ear marked (Tattooed).
6. All rabbits with ear cankers, sore hocks, or communicable diseases will be disqualified and removed from premises.
7. All rabbits must be checked by the superintendents BEFORE putting rabbits in any cages.
8. Rabbits will be judged by Breed Standards listed in the ARBA “Standard of Perfection” and divided into age groups according to ARBA breeds.
9. Comment cards need to be completed at the time of check-in.
10. To participate in the Market Animal Sale, an “Application to Sell” form must be turned in to the Superintendents by 10 p.m. on Thursday. Meat Pens of 3 are only allowed to sell and each rabbit must weigh between 3.5 to 5.5 pounds each. Each exhibitor may only sell one meat pen.
11. Meat Pens will be 3 rabbits, all one recognized breed and variety (broken varieties must be the same color). Not over 70 days of age.
12. Pre-junior (under 3 months) classes only available in the following breeds: Argente Braun, Beveren, Blanc de Hotot, Californian, Champagne D’Argent, Checkered Giant, American Chinchilla, Giant Chinchilla, Cinnamon, Creme D’Argent, New Zealand, and Palomino.
13. Intermediate (6-8 months) classes only available in the following breeds: American, Giant Angora, Argente Braun, Beveren, Blanc de Hotot, Californian, Champagne D’Argent, Checkered Giant, American Chinchilla, Giant Chinchilla, Cinnamon, Crème D’Argent, Flemish Giant, English Lop, French Lop, New Zealand, Palomino, Satin and Silver Fox.

190 Meat Pen Division

Class #	Class Name
19001	Meat Pen of 3 – Three (3) rabbits, all one recognized breed and variety (broken varieties must be same color). Minimum weight 3½ pounds each. Maximum weight 5½ pounds each, and not over 70 days of age. Will be judged on their meat qualities, condition, uniformity and fur. Must enter this class to be allowed to sell in the Market Animal Sale.

191 Rabbit Division

Class #	Class Name
19101	Pre-Junior Doe (under 3 months) **See #12 above**
19102	Junior Doe (under 6 months or 3-6 months for those eligible to show in Pre-Junior Classes)
19103	Intermediate Doe (6-8 months) **See #13 above**
19104	Senior Doe (6 months & older or 8 months and older for those eligible to show in Intermediate Classes)
19105	Pre-Junior Buck (under 3 months) **See #12 above**
19106	Junior Buck (under 6 months or 3-6 months for those eligible to show in Pre-Junior Classes)
19107	Intermediate Buck (6-8 months) **See #13 above**
19108	Senior Buck (6 months & older or 8 months and older for those eligible to show in Intermediate Classes)
19109	Crossbred

193 Fur Division

Class #	Class Name
19301	Normal White Fur
19302	Normal Colored Fur
19303	White Rex Fur
19304	Colored Rex Fur
19305	White Satin Fur
19306	Colored Satin Fur
19307	White Wool
19308	Colored Wool

192 Rabbit Showmanship Division

Class #	Class Name
19201	Beginner Showmanship (7-8)
19202	Junior Showmanship (9-11)
19203	Intermediate Showmanship (12-13)
19204	Senior Showmanship (14-18)

Champions & Reserve Champions – Rosettes; Champions – Banner
 Premiums: Purple/Blue \$8.00, Red \$6.00, White \$4.00

4-H READING DEPARTMENT

Entry & Conference Judging: Tuesday, July 21, 8:00-11:30 a.m. - Bldg #2

Must be Pre-Entered by July 1st!

1. Read General Regulations & General Regulations 4-H & FFA Departments.
2. Exhibitors are limited to 4 entries.
3. Exhibitors must be enrolled in the **READING ADVENTURES PROJECT**.
4. Reading Adventures exhibits are not eligible for the Kansas State Fair.
5. Posters must be a full sheet of standard size poster board (Approx. 22"x28")
6. Displays and Dioramas are limited to 36"x24"x36."
7. Notebooks would include summaries/book reports of some of the books read throughout the year.

320 Reading Division	
<i>Class #</i>	<i>Class Name</i>
32001	Display or Diorama
32002	Poster
32003	Notebook

Champions & Reserve Champions – Rosettes; Champions – Banner

Premiums: Purple/Blue \$4.00, Red \$3.00, White \$2.00

4-H ROBOTICS DEPARTMENT

Entry & Conference Judging: Tuesday, July 21, 8:30-11:30a.m. - Bldg #2

Must be Pre-Entered by July 1st!

1. Read General Regulations & General Regulations 4-H & FFA Departments.
2. Exhibitors are limited to 4 entries.
3. 4-H Exhibitors must be enrolled in the **ROBOTICS PROJECT** in 4HOnline.
4. All exhibits must be constructed within the current 4-H year and must have the current year's 4-H Robotics Information Form & Packet attached. The packet is available at the Extension Office or the website: <https://www.maraisdescygn.es.k-state.edu/fair/miami-county-fair/index.html>
5. Robot dimensions should not exceed 2' high by 2' wide by 2' deep and cannot weigh more than 15 pounds.
6. Each robot must be free-standing, without the need for additional support in order to be moved or exhibited. Each exhibit must include a robot, information packets are not a sufficient exhibit.
7. Robots must have automated articulated structures (arms, wheels, grippers, etc.).
8. All electric components of the robot must be adequately covered or concealed with a protective enclosure. Paper is not considered an adequate enclosure or covering for electrical components.
9. Robots may be powered by a battery, electrical, water, air, or solar source only. Junk Drawer robots may be powered by a non-traditional power source. Robots powered by fossil fuels/flammable liquids will be disqualified. Robots that include weaponry of any kind will be disqualified. Weaponry is defined as any instrument, possession, or creation, physical and/or electrical that is intended to inflict damage and/or harm to individuals, animal life, and/or property.
10. Remote controlled robots are allowed under certain conditions provided that the robot is not drivable. Robots programmed on phones or tablets need to have a

specific program created, using motion controls to move the robot are not acceptable, for example “press forward on the screen to make the robot go forward.” Robotic arms (hydraulic or electric are allowed. A remote is allowed, provided more than a single action happens when a single button is pressed on the remote. Remote controlled cars, boats, planes, and/or action figures, etc. are not allowed.

11. Each robot must be in working condition. Exhibitors must operate the robot for the judge.
12. Label the exhibit with the exhibitor’s name and Marais des Cygnes-Miami County on the robot such as on the bottom of the robot.
13. Educational Exhibits should be creative and showcase details about the knowledge learned in the project during the current 4-H year and show how your skills have increased while completing the project. Exhibits will be judged on uniqueness, creativity, neatness, accuracy of materials, knowledge gained, and content.

381 Robotics Division	
<i>Class #</i>	<i>Class Name</i>
38101	Robot made from commercial (purchased) kit - no programming, just assembly.
38102	Robot designed by exhibitor – The robot must not be a mere modification of an existing robot kit or plan.
38103	Programmable robot made form a commercial (purchased) kit.
38104	Junk Drawer Robotics

381 Robotics Division Continued	
<i>Class #</i>	<i>Class Name</i>
38105	Robotics Educational Exhibit - Display standard 3`x4`Tri-fold display board, Notebook in a 3-ring binder, or Poster using a standard 22x28” Poster board. Displays and Posters are not to have any items thicker than 2 inches.
38106	Remote Controlled Robot designed and constructed by exhibitor or from a commercial kit, which is operated by a remote-controlled device.

Champions & Reserve Champions – Rosettes; Champions – Banner

Premiums: Purple/Blue \$4.00, Red \$3.00, White \$2.00

4-H ROCKETRY DEPARTMENT

Entry & Conference Judging: Tuesday, July 21, 8:30-11:30a.m. - Bldg #2

Must be Pre-Entered by July 1st!

1. Read General Regulations & General Regulations 4-H & FFA Departments.
2. Exhibitors are limited to 4 entries.
3. 4-H Exhibitors must be enrolled in the **ROCKETRY PROJECT** in 4HOnline.
4. All exhibits must be constructed within the current 4-H year and must have the current year’s 4-H Rocketry Information Form & Packet attached. The form is available at the Extension Office or the website: <https://www.maraisdescygn.es.k-state.edu/fair/miami-county-fair/index.html> The form must be attached to a 10x13” envelope.
5. Detailed construction and test flight guidelines can be found in the state fair book & under the rocketry download section at: <https://www.kansas4-h.org/events-activities/fairs/kansas-state-fair/index.html>

6. If a rocket qualified for the Kansas State Fair, exhibitors should read the State Fair Rules for the Rocketry division as they may be different from those at the county fair. Be sure to check the class numbers, they may be different.
7. Rockets are to be displayed upright on a display stand with a sturdy rod that does not extend past the top of the rocket, or stand unassisted, unless the rocket is taller than 4 feet in which case no display stand is required and the rocket may be displayed on its side, rockets are not to be displayed on launch pads to save space and prevent someone from being poked in the eye.
8. Rockets **ARE NOT** to be displayed with used or unused rocket engines either in the rocket or as part of the stand, if rocket engines are included in the exhibit the judge may disqualify the exhibit.
9. Rockets should be flown unless there is an active burn ban in the county or conditions are too dangerous to safely launch the rocket. Just flying the last stage (the part with the nose cone) of a multi-stage rocket is acceptable.
10. Rockets, except those in the beginner kit class, are not to be “beginner kits” or use prefabricated (molded plastic) fin assemblies, or pre-finished rockets.
11. Angles of fin must fall within a plus or minus 2-degree variation using an approved fin alignment guide (such as KSSTAC10). An official fin guide is available from <http://rocketry.engtech4ks.com/>
12. Fins and body tubes, except those in the introductory division, are to be filled and sealed with putty, sanding sealer, and/or primer or other suitable filler to eliminate the appearance of body grooves and wood grain.
13. Fins and launch lugs are to be filleted to reduce drag & properly secure them.
14. Engine mounts are to be securely attached to the body tube.
15. Any seams on plastic parts are to be sanded smooth.
16. The recovery system (typically a parachute or streamer) should be attached according to the instructions.
17. The nose cone fits snugly but still allow for easy removal.
18. Exhibits must be uniformly painted and smooth finished without “runs,” “orange peel,” or “alligator skin” or finished as per rocket instructions (for example: No painting required), and decals, if used, are applied smoothly. Models may not be judged based on their paint scheme (colors and placement on the rocket), except for rockets that fit the definition of a ‘scale model’ and are entered in the scale model class. All other rockets do not have to follow the suggested paint scheme, allowing the 4-H’er to display maximum creativity in the finishing of their rocket. Under no circumstances is the weight given to the paint scheme to be sufficient enough, by itself, to move the non-scale model from one ribbon placing to another.
19. “Scale Models” entered in the scale model class may be judged based on their paint scheme. The judge may deduct up to one ribbon placing for not following the paint scheme.
20. “Scale Models” displayed in the scale model class are to be finished and completed with a majority (greater than 70%) of decals. For all other rockets, the use of decals is optional.
21. Original design rockets cannot be a modification of a pre-existing kit and must be of original design. Original design rockets must be designed by the exhibitor.
22. Original design rockets include detailed instructions, so that someone could construct the original designed rocket just like a kit purchased at a store. Instructions can be as many pages as needed to give full and complete construction techniques.
23. For a rocket entered in the original design classes, describe in the summary how the rocket was tested for stability before flying. SWING TESTING OF THE ROCKET IS REQUIRED. Other tests and calculations are strongly encouraged. Exhibits must include documentation of the swing test.

24. Rockets that use more than one ‘D’ engine or equivalent are considered mid or high-powered rockets.
25. High Powered rockets must complete an additional high power information form to include in the regular information packet.
26. Exhibitors in the mid and high-powered divisions must hold memberships in either National Association of Rocketry (NAR) or Tripoli.
27. All mid- and high-powered rockets must comply with the NAR High Power Rocket Safety Code.
28. All rockets in the mid- and high-powered divisions are to be launched under adult supervision by the 4-H member who constructed the rocket.
29. For rockets using an engine(s) that have 160.1 (‘H’ engine or equivalent number of smaller engines) Newton’s-seconds or larger, adult supervision must be provided by an individual having at least a level 1 high power certification. The 4-H members should also hold or be attempting to attain their level 1 high power certification if launching on this large of an engine.
30. Educational display boards, posters and notebooks should be creative and showcase details about the knowledge learned in the project during the current 4-H year. Value is placed on youth who can demonstrate how their skills have increased while completing the project. Each exhibit will be judged on uniqueness, creativity, neatness, accuracy of material, knowledge gained, and content.

380 Rocketry Division	
<i>Class #</i>	<i>Class Name</i>
38000	Rocket made from a beginner’s kit with pre-assembled fin units. Not Eligible for State Fair.
38001	Rocket made from Kit.
38002	Rocket designed by exhibitor:
38003	Scale Model Rocket made from Kit.
38004	Scale Model Rocket designed by exhibitor
38005	Mid- or high-power rocket made from kit or original design
38006	Rocketry Education Exhibit: Display standard 3’x4’ Tri-fold display board, Notebook in a 3-ring binder, or Poster using a standard 22x28” Poster board. Displays and Posters are not to have any items thicker than 2 inches.

Champions & Reserve Champions – Rosettes; Champions – Banner
 Premiums: Purple/Blue \$4.00, Red \$3.00, White \$2.00

4-H SEWING & TEXTILE DESIGN DEPARTMENT

Entry & Conference Judging: Monday, July 20, 1:00-3:00p.m. – Bldg #2

Must be Pre-Entered by July 1st!

1. Read General Regulations & General Regulations 4-H & FFA Departments.
2. Exhibitors are limited to 4 entries.
3. Exhibitors must be enrolled in the **SEWING & TEXTILE DESIGN PROJECT** in 4HOnline.
4. Articles, garments, outfits may have been used/worn but should be carefully laundered or cleaned before exhibited. Items should be hung on swivel or wire hangers.
5. Identification Labels (sew or use a safety pin, no straight pins maybe used to attach this label)

- a. Type or print on a 3” x 2 ½” piece of cloth: County or District & Name and number of pieces in the exhibit i.e. 1 of 2, 2 of 2.
 - b. Attach labels on inside of garment (back of neck, center back or waistband, inside of bag, or left end of apron band). Label each piece.
6. Pre-cut kits are acceptable for all sewing classes. All articles/garments must be finished for use.
 7. Educational Exhibit Classes: Share with others what you learned in the Sewing and Textiles project. Exhibits may be in the form of a poster, notebook, or display. Follow copyright laws as you prepare your exhibit. Take care to select durable materials that will withstand Fair conditions. Posters cannot be larger than 22”x28”. Displays not to exceed a standard 3’x4’ tri-fold display board. Name and County/District must be clearly marked on educational exhibits.
 8. Recycled Clothing Project: An item made of at least 50% recycled material (recycled means reusing an existing item in a new way). Could be remaking/redesigning a garment, re-purposing a clothing item for a new use, etc. Must include sewing of some kind. An index card (no larger than 4”x6”) must accompany the entry describing the recycled materials and how they were used in the item.

240 Sewing & Textile Design Division	
<i>Class #</i>	<i>Class Name</i>
24001	An article, garment, or outfit constructed by a 7–8-year-old
24002	An article, garment, or outfit constructed by a 9–11-year-old
24003	An article, garment, or outfit constructed by a 12-13-year-old
24004	An article, garment, or outfit constructed by a 14-18-year-old

242 Educational Exhibits Division	
<i>Class #</i>	<i>Class Name</i>
24201	Clothing Educational Exhibits Beginner (7-8)
24202	Clothing Educational Exhibits Junior (9-11)
24203	Clothing Educational Exhibits Intermediate (12-13)
24204	Clothing Educational Exhibits Senior (14-18)

243 Recycled Division	
<i>Class #</i>	<i>Class Name</i>
24301	Recycled Clothing Project Beginner (7-8)
24302	Recycled Clothing Project Junior (9-11)
24303	Recycled Clothing Project Intermediate (12-13)
24304	Recycled Clothing Project Senior (14-18)

Champions & Reserve Champions – Rosettes; Champions – Banner
 Premiums: Purple/Blue \$4.00, Red \$3.00, White \$2.00

4-H & FFA SHEEP DEPARTMENT

Vet Check & Entry: Tuesday, July 21, 7:00 – 8:30 a.m.

Weigh-in: Tuesday, July 21 following Beef

Judging: Tuesday, July 21, 6:00 p.m. followed by Meat Goats.

A 30-minute break in between shows.

Show Order: Showmanship - Market – Breeding

Must be Pre-Entered by July 1st!

1. Read General Regulations & General Regulations 4-H & FFA Departments.
2. Exhibitors are limited to 4 entries plus showmanship.
3. 4-H Exhibitors must be enrolled in the **SHEEP PROJECT** in 4HOnline.
4. All lambs must have lamb teeth.
5. Market Lambs must be owned by the exhibitor and tagged with a 4-H tag on or before May 4th. Market Lambs weighed at tagging are also entered in the Rate of Gain Contest.
6. Classes will be divided by breed and weight.
7. Animals shown in the market classes are not eligible to be shown in the breeding classes and vice versa.
8. All sheep must be inspected by the fair board appointed inspector in the designated area before unloading.
9. At time of Check in/inspection, all Sheep (Breeding & Market) must be slick shorn with an even length of wool covering above the hock and knee (head excluded). Wool length should not exceed 0.25". Animals with excessive or uneven wool cover will not be weighed or checked-in until shorn to meet the satisfaction of the sheep superintendent. **This rule applies to all Wool Sheep Breeds. Hair Sheep Breeds** are excluded from this rule but will have to be washed and brushed.
10. All sheep must be identified with a registered tattoo or an official USDA Premise ID Tag (Scrapies Tag). Lambs under 8 weeks of age, accompanying their dams, are exempt from tagging requirements.
11. Exhibitors who abuse an animal will be barred from showing and will forfeit any premium, ribbon, or prize won. The word abuse includes beating, slapping, using an electric prod or forcing a solid object into a lamb to make the animal brace more firmly. Bracing a lamb by holding the front feet off the ground also constitutes abuse. **During the judge's inspection or handling, all 4 feet of the animal must be in contact with the ground.**
12. Animals not in the recognized breeds list below will be shown in the Any Other Breed (AOB) Classes.
13. To show in purebred breeding classes, registration papers must be transferred into the name of the 4-H/FFA Exhibitor by June 15th. Exhibitor's name must be listed on the papers. Registration papers must be entered into the online pre-entry system to show in a purebred division in the breeding heifer show.
14. The Sheep show will be a full fit show. Meaning the use of adhesive, paint or powder products will be allowed. Use of hair not from the animal or twine/artificial material will NOT be allowed. This applies to both breeding & market animals.
15. Immediate family members (to include parents, legal guardians, siblings, and grandparents) and current Kansas 4-H/FFA members that are exhibitors at the Miami County Fair may assist with the grooming and care of the animals.
16. Market Sheep must weigh a minimum of 90 pounds to be eligible for the Market Animal Sale. Underweight market lambs will show in the lightweight market class, but are not eligible for Market Champions or sell in the Market Animal Sale. No reweighing will be allowed.

17. An **Animal Destination Form** must be turned in to the Superintendents by **10:00p.m. on Thursday** regardless of if you are selling in the Market Animal Sale or taking your animals home. This is required for all breeding and market animals.
18. A Bred & Owned wether/ewe must meet **all** of the following conditions:
 - The exhibitor is the owner of the entry
 - The immediate family is owner of the dam of entry and the breeder
 - The immediate family has been the sole continuous owner of the entry since birth.
 - *Immediate family means siblings, step-siblings and/or parents

Recognized Breeds: Dorset, Hampshire, Shropshire, Suffolk, Southdown, Natural, Speckled Face, Dorset Advantage, AOB, & Crossbred.

200 Market Lambs Division	
<i>Class #</i>	<i>Class Name</i>
20001	Registered Market Lamb (will be shown by breed & weight)
20002	Crossbred Market Lamb
20003	Bred & Owned Market Lamb

201 Breeding Ewe Division	
Registration papers must be entered into the online pre-entry system to show in a purebred division in the breeding ewe show.	
<i>Class #</i>	<i>Class Name</i>
20101	Ewe born after Sept 2024
20102	Yearling Ewe
20103	Ewe 2 years old & older
20104	Bred & Owned Breeding Ewe

211 Sheep Showmanship Division	
<i>Class #</i>	<i>Class Name</i>
21101	Beginner Showmanship (7-8)
21102	Junior Showmanship (9-11)
21103	Intermediate Showmanship (12-13)
21104	Senior Showmanship (14-18)

Champions & Reserve Champions – Rosettes; Grand & Reserve Grand Champions – Banner
 Premiums: Blue \$8.00, Red \$6.00, White \$4.00

4-H SHOOTING SPORTS DEPARTMENT

Shotgun – Saturday, July 11, 9:00am at Hillsdale Range
 Archery – Sunday, July 12, 1:00pm at Fairgrounds
 Air Rifle – Wednesday, July 15, 6:00 p.m. & 7:00 p.m - Bldg #3
 BB – Thursday, July 16, 6:00 p.m. & 7:00 p.m - Bldg #3
 Educational Exhibits - See 4-H Miscellaneous Department

Must be Pre-Entered by July 1st!

1. Read General Regulations & General Regulations 4-H & FFA Departments.
2. Exhibitors are limited to 4 entries.
3. 4-H Exhibitors must be enrolled in the appropriate **SHOOTING SPORTS DISCIPLINE** in 4HOnline.

4. Safety Training must be completed before the fair to be eligible to participate.
5. Members must be 8 years old as of Jan. 1, 2026, to participate in BB or Archery. Members must be 12 as of Jan. 1, to participate in Air Rifle, Shotgun, or Small Bore (if offered).
6. Air Rifle & BB Projects require that you attend 8 of the practices to compete at the Fair.
7. Archery participants must complete the safety training to compete at the Fair.

ALL AGES ARE AS OF JANUARY 1, 2026

430 Air Rifle Division	
<i>Class #</i>	<i>Class Name</i>
43003	Pellet – Intermediate (12-13)
43004	Pellet – Senior (14-18)

431 Archery Division	
<i>Class #</i>	<i>Class Name</i>
43101	Members 8-9 years old
43002	Members 10-11 years old
43003	Members 12-13 years old
43004	Members 14-18 years old

432 Shotgun Division	
<i>Class #</i>	<i>Class Name</i>
43203	Trap – Members 12-13 years old
43204	Trap – Members 14-18 years old
43207	Skeet – Members 12-13 years old
43208	Skeet – Members 14-18 years old

433 Compound Archery Division	
<i>Class #</i>	<i>Class Name</i>
43301	Members 8-9 years old
43302	Members 10-11 years old
43303	Members 12-13 years old
43304	Members 14-18 years old

434 BB Division	
<i>Class #</i>	<i>Class Name</i>
43401	Members 8-9 years old
43402	Members 10-11 years old
43403	Members 12-13 years old
43404	Members 14-15 years old

Champions & Reserve Champions – Rosettes; Champions – Banner
 Premiums: Purple/Blue \$4.00, Red \$3.00, White \$2.00

4-H SHOPPING IN STYLE DEPARTMENT

Entry & Conference Judging: Monday, July 20, 1:00-3:00p.m. – Bldg #2

Must be Pre-Entered by July 1st!

1. Read General Regulations & General Regulations 4-H & FFA Departments.
2. Exhibitors are limited to 4 entries.
3. Exhibitors must be enrolled in the **SHOPPING IN STYLE PROJECT** in 4HOnline.
4. Posters can be flat poster board or foam board, no larger than 22" x 28".
5. Tri-fold educational displays must be free-standing and no larger than 36" x 48".
6. Photos of 4-H member in purchased outfit must demonstrate criteria as outlined on scoresheet. Consider multiple angles, good light and highlight details so that the judge may accurately evaluate the exhibit.
7. Exhibits should include actual photos of 4-H member in garments and may also include pictures from magazine or the internet.

245 Shopping in Style Division	
<i>Class #</i>	<i>Class Name</i>
24501	<p>JUNIOR POSTER (7-9)</p> <p>Choose one of the following activities from Unit 1 or Unit 2 of the curriculum project manuals. Exhibit should be a poster that showcases:</p> <ul style="list-style-type: none">A. A garment you purchased that reflects your personal style and explains how this garment reflects your style and how it influences what others think of you. ORB. A garment you purchased and explains how your personal style either aligns or contradicts what is considered to be "in style" today. ORC. A garment you purchased and explains or illustrates how this garment is a modern version of a fad or fashion from an earlier decade. ORD. A garment you purchased and explains how this garment reflects a different ethnic or cultural influence. ORE. A garment you purchased and includes a color discussion that provides an overview of how different colors complement different hair colors and skin tones and how that influenced garment selection.
24502	<p>INTERMEDIATE DISPLAY (10-13)</p> <p>Choose one of the following activities from Unit 3 or Unit 4 of the curriculum project manuals. Exhibit should be a tri-fold display that showcases:</p> <ul style="list-style-type: none">A. An outfit you purchased to wear with a clothing item that was already in your wardrobe that still fit but you didn't wear ORB. A top and bottom that you purchased, as well as at least three pieces of clothing in your existing wardrobe that you can mix and match with the new items to create multiple outfits. Include a clothing inventory and explain what you have learned by completing this activity. ORC. An outfit you purchased and explain why you selected the garment you did, your shopping budget, and cost per wear ORD. An outfit you purchased and explain how advertising influences clothing purchases making a distinction between wants and needs. Include your shopping budget and cost per wear. ORE. An outfit you purchased along with a cost comparison between garments/accessories purchased vs sewing/constructing the outfit. Comparisons should include variety of shopping options and/or price tracking stores over a period of time.
24503	<p>SENIOR DISPLAY (14-18)</p> <p>Choose one of the following activities from Unit 5 or Unit 6 of the curriculum project manuals. Exhibit should be a tri-fold display that showcases:</p>

	<p>A. An outfit you purchased and care requirements not only for this garment but also for garments made of other natural and synthetic fibers. Display should also include a care cost analysis for garments of different fibers. OR</p> <p>B. An outfit you purchased which you have repaired or altered. Include a clothing inventory list which includes cost savings for repaired items as compared to purchasing replacements garments. OR</p> <p>C. An outfit you purchased along with plans and commentary for a fashion show that would capture the attention of an audience. Plans should identify target audience, venue, theme, budget, and logistical plan for the fashion show. OR</p> <p>D. An outfit you purchased and explain 3 methods of clothing repair that you have learned, i.e. torn seam, torn hem, replacing a button, etc. Display should also include photos and a list of your assembled clothing first aid kit. Include itemized expenses. OR</p> <p>E. An outfit you purchased, a feature any other completed activity from the Shopping in Style Curriculum of your choosing that isn't listed above.</p>
--	---

Champions & Reserve Champions – Rosettes; Champions – Banner
 Premiums: Purple/Blue \$4.00, Red \$3.00, White \$2.00

4-H & FFA SMALL ENGINES DEPARTMENT

Entry & Conference Judging: Tuesday, July 21, 8:30-11:30a.m. - Bldg #2

Must be Pre-Entered by July 1st!

1. Read General Regulations & General Regulations 4-H & FFA Departments.
2. Exhibitors are limited to 4 entries.
3. 4-H Exhibitors must be enrolled in the **SMALL ENGINES** in 4HOnline.
4. Items that have been in use should be cleaned for exhibit.
5. A sheet of operating instructions must be furnished for any exhibit not self-explanatory.
6. Each small engine exhibit must include a “4-H Small Engines Information form.” The current year’s form is available at the Extension Office or the website: <https://www.maraisdescygnnes.k-state.edu>. The form must be attached to a 10x13” manila envelope.

371 Small Engines Division	
<i>Class #</i>	<i>Class Name</i>
37101	Display: Exhibit a display, selecting one of the following options: 1) a display identifying different engine or lawn and garden equipment parts or a display showing the function of the various engine or lawn and garden equipment parts; OR 2) a display identifying and explaining the function(s) of different special tools needed for small engine work; OR 3) a display illustrating and providing the results of any one of experiments that are included in the project books. No complete engines, lawn tractors, tillers, chainsaws are permitted for display. Maximum tri-fold size is 3’ x 4’.
37102	Maintenance: Exhibit a display that illustrates either: 1) Routine maintenance procedures OR 2) Diagnosing and troubleshooting specific problems in an engine. No complete engines, lawn tractors, tillers, chainsaws, etc. are permitted for display, using a maximum tri-fold size of 3’ x 4’.
37103	Operation: Exhibit an operable small engine (no more than 20 HP) overhauled or rebuilt by the member. Include maintenance schedule for the engine and a brief description of steps taken by the member overhauling or rebuilding the engine. Maximum tri-fold size is 3’ x 4’. Engine should contain no fuel in tank or carburetor.

Champions & Reserve Champions – Rosettes; Champions – Banner
 Premiums: Purple/Blue \$4.00, Red \$3.00, White \$2.00

4-H & FFA SWINE DEPARTMENT

All swine must be checked in and on the fairgrounds by 7:00am on Tuesday.

Weigh-In: Tuesday, July 21, 7:30-9:00a.m.

Judging: Thursday, July 23, 8:00a.m.

Show Order: Showmanship – Breeding – Market

Must be Pre-Entered by July 1st!

1. Read General Regulations & General Regulations 4-H & FFA Departments.
2. Exhibitors are limited to 4 entries plus showmanship.
3. 4-H Exhibitors must be enrolled in the **SWINE PROJECT** in 4HOnline.
4. Animals shown in market classes are not eligible to show in breeding classes and vice versa.
5. Stall space will be reserved based on pre-entry.
6. Market and Breeding Swine must be owned by the exhibitor and must be tagged with a Kansas 4-H tag on or before April 26th. Market Swine weighed at spring tagging that meet the market sale weight requirements are also entered in the Rate of Gain Contest.
7. Market Swine must weigh a minimum of 220 pounds to sell in the Market Animal Sale. Underweight swine will show in the lightweight market class, but are not eligible for Market Champions or sell in the Market Animal Sale.
8. No maximum weight for breeding swine.
9. Registration certificates are required for ALL Swine (Breeding & Market) that are shown in a Purebred breed class. These papers will be checked at the time of check-in by the swine superintendent. The registration certificate must be in the 4-H/FFA exhibitors' name by June 15th. Hogs may be disqualified from the purebred show and entered into the crossbred class if the hog doesn't meet breed qualifications- even if the exhibitor has a registration certificate for that animal. Ear notches must match the notch listed on the registration certificate.
10. The Swine show will be a full fit show. Meaning the use of adhesive, paint or powder products will be allowed. Use of hair not from the animal or twine/artificial material will NOT be allowed. This applies to both breeding & market animals.
11. Immediate family members (to include parents, legal guardians, siblings, and grandparents) and current Kansas 4-H/FFA members that are exhibitors at the Miami County Fair may assist with the grooming and care of the animals.
12. An **Animal Destination Form must be turned in to the Superintendents by 10:00p.m. on Thursday** regardless of if you are selling in the Market Animal Sale or taking your animals home. This is required for all breeding and market animals.
13. A Bred & Owned barrow/gilt must meet **all** of the following conditions:
 - The exhibitor is the owner of the entry
 - The immediate family is owner of the dam of entry and the breeder
 - The immediate family has been the sole continuous owner of the entry since birth.
 - *Immediate family means siblings, step-siblings and/or parents

Recognized Breeds: Berkshire, Duroc, Hampshire, Yorkshire, Poland China, Spotted, Chester White, Hereford, All Other Breeds, & Crossbred.

220 Market Swine Division	
<i>Class #</i>	<i>Class Name</i>
22001	Registered Market Swine (will be shown by breed and weight)
22002	Crossbred Market Swine
22003	Bred & Owned Market Hog

221 Registered Breeding Gilt Division	
<i>Class #</i>	<i>Class Name</i>
22101	December Gilts
22102	January Gilts
22103	February Gilts
22104	March Gilts
22105	Bred & Owned Breeding Gilts

230 Crossbred Breeding Gilt Division	
<i>Class #</i>	<i>Class Name</i>
23001	Crossbred Breeding Gilt (Shown by weight)

231 Swine Showmanship Division	
<i>Class #</i>	<i>Class Name</i>
23101	Beginner Showmanship (7-8)
23102	Junior Showmanship (9-11)
23103	Intermediate Showmanship (12-13)
23104	Senior Showmanship (14-18)

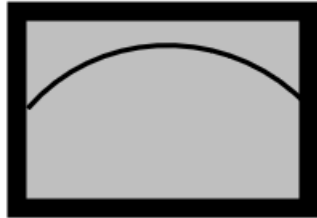
Champions & Reserve Champions – Rosette; Grand & Reserve Grand Champions – Banner
 Premiums: Blue \$8.00, Red \$6.00, White \$4.00

4-H VISUAL ARTS DEPARTMENT

Entry & Conference Judging: Monday, July 20, 8:00.-11:30a.m. - Bldg #2

Must be Pre-Entered by July 1st!

1. Read General Regulations & General Regulations 4-H & FFA Departments.
2. Exhibitors are limited to 4 entries.
3. Exhibitors must be enrolled in the **VISUAL ARTS PROJECT** in 4HOnline.
4. All exhibits that need to be hung (including all fine arts) must have a wire or saw tooth hanger attached (no string or tape). If necessary, hardware is not attached, it will be deducted a ribbon and will not be displayed. Exhibits should be framed if necessary to hang them. (No paper or cardboard with glued on hangers). The Superintendent will make the decision is the exhibit is ready to hang. Barn Quilts do not have to have wire across the back are Barn Quilts.
5. Attach an index card no larger than 4"x6" describing your inspiration and what you did to make it your own. Must be attached to be eligible for State Fair Selection.
6. State Fair exhibits will be selected from purple ribbons exhibits made by 9-18 year-olds. One exhibit from each of the following categories will be selected for exhibit at the state fair: Fine Arts, Clay & Ceramics, Leather & Jewelry, Three Dimensional, General Crafts



290 Visual Arts Division	
<i>Class #</i>	<i>Class Name</i>
29001	Beginner Visual Arts (7-8)
29002	Junior Visual Arts (9-11)
29003	Intermediate Visual Arts (12-13)
29004	Senior Visual Arts (14-18)

Champions & Reserve Champions – Rosettes; Champions – Banner
 Premiums: Purple/Blue \$4.00, Red \$3.00, White \$2.00

4-H WILDLIFE DEPARTMENT

Entry & Conference Judging: Tuesday, July 21, 8:30-11:30a.m. - Bldg #2

Must be Pre-Entered by July 1st!

1. Read General Regulations & General Regulations 4-H & FFA Departments.
2. Exhibitors are limited to 4 entries.
3. 4-H Exhibitors must be enrolled in the **WILDLIFE PROJECT** in 4HOnline.
4. Exhibitors must comply with state and federal laws. It is illegal to possess threatened or endangered wildlife, or the feathers, nests, or eggs of non-game birds. Game birds and game animals taken legally during an open season may be used. Every wildlife on display must have a statement about how they were obtained legally. The use of live animals in educational exhibits is prohibited.
5. Name, Marais des Cygnes – Miami County, age, and year in project should be in a prominent location on the exhibit.
6. Taxidermy: The exhibitor is responsible for following all laws, rules, and regulations, and, when licenses, tags, etc., are required, to include them and/or the required information with the exhibit. For taxidermy, please refer to Kansas hunting and furbearer laws: <https://ksoutdoors.gov/Hunting/Hunting-Regulations/Furbearers>

510 Educational Exhibits Division	
<i>Class #</i>	<i>Class Name</i>
51001	Notebook - Contents pertain to some phase, results, story or information about the wildlife project.
51002	Promotional Poster - Must be related to something learned in the wildlife project. (Flat poster board or foam board no larger than 22" x 28").
51003	Educational Display - Must be directly related to the wildlife project. Maximum tri-fold size is 3' x 4'.

511 Fishing Division	
<i>Class #</i>	<i>Class Name</i>
51101	Fish Harvesting Equipment – Board Exhibit. Display of equipment used in fish harvesting. Examples: fishing knots, hooks (with corks over the end for safety, and lures. Label all items displayed. Include in your exhibit the following information: the purpose of each item and when or where each item is used.
51102	Building a Fishing Rod – A fishing rod educational exhibit may not exceed 96 inches in length. The exhibit must be mounted on a board. Include with the exhibit an explanation of the cost of materials/components and how many hours are required for construction. Label all parts. Necessary components that must be included are a grip, line guides (based on manufacturer specifications), guide wraps, and hook keeper. The reel seat needs to be aligned with guides, and guides aligned accurately down the

	rod. Guide wraps of size A to D, nylon or silk thread. Exhibits will be judged on workmanship, labeling of parts, information, and neatness.
51103	Casting Target – Make a casting target for exhibit and use. The target must be under 48" x 48". The bullseyes must be 2 feet, the outer band must be 1 foot in diameter, and can have up to 3 rings. The exhibit must be easy to store, durable, and weather-resistant. Include the purpose and rules of using your casting target.

512 Wildlife Division

Class #	Class Name
51201	Wildlife Harvesting Equipment - Board Exhibit. Display of equipment used in harvesting wildlife. Examples: expended ammunition casings (no live ammunition permitted), steel traps, hide stretchers, fleshers, etc. For displays of shotguns, rifles, or bows, use drawings or pictures. Label all items displayed: the purpose of each item, when or where it is used and personal experiences with the item.
51202	Inventing Wildlife/Fish Harvesting Equipment, Aid or Accessory - Use engineering principles to invent or adapt equipment that helps you harvest fish or wildlife. This could include wildlife calls, adapted fishing pole for shallow water, a blind, decoys, etc. Share your drawing (or adapted plans), how the equipment works, how you tested it, and the results of testing your prototype, and any adjustments you made.
51203	Tanned Hides - Exhibit of a wild animal hide properly processed by the member. If not mounted, must be in a clear clothing bag with a hanger. al field experiences, study, OR observations that relate to the exhibit.
51204	Taxidermy - Any legal fish, bird, or other wild animal properly processed by the member. No requirement as to mounting. Include the animal's name and the following: information about the exhibitor's personal field experiences, study, OR observations that relate to the exhibit.
51205	Wildlife Tracks - Board or diorama-type box exhibit. Make a display of animal tracks using plaster-of-paris casts. There are 3 options. For all options, include a brief description of your experiences in making the tracks so the judges better understand what you did and learned. Positive casts (impressions as they would be in nature) are preferred. - Option 1 should show plaster-of-paris tracks of five or more kinds of wildlife along with a picture or illustration of each kind of animal. (OR) - Option 2 should show two or more plaster-of-paris tracks of one specific kind of wildlife and should include a picture or illustration of the animal, what the animal may eat, and what may eat the animal. (OR) - Option 3 should show two tracks and include the animal's habitat needs including preferred food, shelter, water, and space in addition to picture or illustration of the animal.
51206	Wildlife Knowledge Check - Use electrical circuits, pictures, or other methods of teaching wildlife identification or other wildlife conservation or shooting sports related knowledge. Plan size and shape to fit transportation and display; maximum size 24 x 24 inches.
51207	Houses - Make a house for wildlife. Examples: bird house (bluebird, purple martin, wood duck, kestrel, barn owl, etc.) or bat house; no insect houses. Make the house functional so that dimensions, hole size etc. are appropriate to fit the intended species' needs. Include the following information: 1) the kinds of animal(s) for which the house is intended, 2) where and how the house should be located for best use, 3) any seasonal maintenance needed, and 4) any evidence of your personal observations from experiences.
51208	Feeders/Waterers - Make a bird bath or feeder. Examples: seed, suet, or nectar feeders. Squirrel feeder okay; no insect feeders. Include the following information: 1) the kinds of animal(s) for which the water/feeder is intended, 2) where are how the water/feeder should be located for best use, 3) any seasonal maintenance needed, and 4) any evidence of your personal observations or experiences.

Champions & Reserve Champions – Rosettes; Champions – Banner
Premiums: Purple/Blue \$4.00, Red \$3.00, White \$2.00

4-H WOODWORKING DEPARTMENT
Entry & Conference Judging: Tuesday, July 21, 8:30-11:30a.m.
Bldg #2
Must be Pre-Entered by July 1st!

1. Read General Regulations & General Regulations 4-H & FFA Departments.
2. Exhibitors are limited to 4 entries.
3. 4-H Exhibitors must be enrolled in the **WOODWORKING PROJECT** in 4HOnline.
4. The plan from which it was constructed must be with the article exhibited. The plan may be a photocopy, the actual pattern, or a scale drawing. It must be complete and accurate to the extent that a duplicate article could be built using the plan as a guide. Please note: a set of step-by-step instructions is not a plan.
5. Projects with missing or insufficient plans will be lowered one ribbon placing (i.e., a blue-ribbon exhibit will receive a red ribbon).
6. The use of materials other than wood should be kept to a minimum.
7. Projects that have unsecured glass, i.e., glass shelves, glass top of a coffee table, etc., should not be brought to the fair. Glass that is secured in the project, i.e., glass front of a gun case or cabinet, etc., is permissible since it cannot be easily removed.
8. Plans and all other paperwork should be enclosed in a zip top plastic bag with a hole punched through it and tied or otherwise secured to the project in some manner.
9. Refinished/ repaired furniture should be exhibited in Interior Design & Architecture Department in the Single Exhibit class.
10. Projects made from pre-cut kits are not allowed.
11. In judging woodwork articles, consideration will be given to: Workmanship, including accuracy to the plan; Design; Choice of wood; Suitability and quality of finish; and Usefulness.
12. Firearms and weapons are not to be entered or exhibited.

390 Woodworking Division	
<i>Class #</i>	<i>Class Name</i>
39001	Woodwork Articles for Farm or Shop Use
39002	Lawn Furniture
39003	Furniture for household use
39004	Other Woodworking Items (Not included in above classes. Examples: bird houses, bird feeders, knife racks, bread boards, door stops, etc.)

Champions & Reserve Champions – Rosettes; Champions – Banner
Premiums: Purple/Blue \$4.00, Red \$3.00, White \$2.00

SPECIAL 4-H/FFA CONTESTS
THESE CONTESTS ARE NON-PREMIUM CLASSES

4-H CONSUMER JUDGING CONTEST

Entry: Monday July 20, 2:00-3:00 p.m. – Bldg #4

1. Open to any 4-H Member. Do not have to be pre-entered.
2. Assistance for 4-H members who need help in the judging contests will be provided at the direction of the superintendent. Family members cannot help participants. If a family member helps the participant, their scores will not be counted towards awards.
3. Contestants may not use any electronic communication device during the duration of the contest. This includes cell phones, smartwatches, etc.

492 Consumer Judging Contest	
<i>Class #</i>	<i>Class Name</i>
49201	7-9 age group
49202	10-13 age group
49203	14-18 age group

1st, 2nd, & 3rd place – Medals

4-H ENTOMOLOGY JUDGING CONTEST

Entry: Monday July 20, 2:00-3:00 p.m. – Bldg #4

1. Open to any 4-H Member. Do not have to be pre-entered.
2. Assistance for 4-H members who need help in the judging contests will be provided at the direction of the superintendent. Family members cannot help participants. If a family member helps the participant, their scores will not be counted towards awards.
3. Contestants may not use any electronic communication device during the duration of the contest. This includes cell phones, smartwatches, etc.

493 Entomology Judging Contest	
<i>Class #</i>	<i>Class Name</i>
49301	7-9 age group
49302	10-13 age group
49303	14-18 age group

1st, 2nd, & 3rd place – Medals

4-H PHOTO JUDGING CONTEST

Entry: Monday July 20, 2:00-3:00 p.m. – Bldg #4

1. Open to any 4-H Member. Do not have to be pre-entered.
2. Assistance for 4-H members who need help in the judging contests will be provided at the direction of the superintendent. Family members cannot help participants. If a family member helps the participant, their scores will not be counted towards awards.
3. Contestants may not use any electronic communication device during the duration of the contest. This includes cell phones, smartwatches, etc.

496 Photo Judging Contest	
<i>Class #</i>	<i>Class Name</i>
49601	7-9 age group
49602	10-13 age group
49603	14-18 age group

1st, 2nd, & 3rd place – Medals

4-H & FFA LIVESTOCK JUDGING CONTEST

Friday, July 24

Registration 9:00a.m – Contest 9:30 a.m. – Bldg #5

1. Open to any 4-H or FFA Member. Do not have to be pre-entered.
2. Contests will have both placing and oral reasons classes.
3. This contest could be part of the score to select the State Livestock Judging Team.
4. Assistance for 4-H members who need help in the judging contests will be provided at the direction of the superintendent. Family members cannot help participants. If a family member helps the participant, their scores will not be counted towards awards.
5. Contestants may not use any electronic communication device during the duration of the contest. This includes cell phones, smartwatches, etc.
6. Judging groups will be broken into the A, B, C, D group after check-in.
 - Questions/Reasons
 - 7-9 age group will do one set of questions
 - 10-13 age group will do one set of reasons
 - 14-18 age group will do two sets of reasons

495 Livestock Judging Contest	
<i>Class #</i>	<i>Class Name</i>
49501	7-9 age group
49502	10-13 age group
49503	14-18 age group

1st, 2nd, & 3rd place – Medals

4-H & FFA ROUND ROBIN SHOWMANSHIP CONTEST

Contest: Friday, July 24, 6:00 p.m. – Bldg #5

1. Up to 2 participants (per judge's discretion) from each four market species: sheep, swine, beef, and meat goats will be presented to show their animal, and in turn show an animal of each of the other 3 species. The Champion Round Robin Showman will be the individual who shows all the species the best.
2. Selection of Round Robin Participants will be chosen during each specie's show by the judge. The Champion and Reserve Champion Showmanship Winners from each age division will be brought back for a show-off. The judge will pick two participants and rank the others for the round robin contest.
3. If a participant is selected for Round Robin in more than one species, he/she must choose which he/she will show. The showman next in line of the species not chosen will then participate in the contest as an eligible contender.
4. Once a person has won the Round Robin Competition, he or she is not eligible to compete in the Round Robin in the future. They are still eligible to show in the species showmanship classes.
5. Individual scores will be posted at the completion of the contest.
6. In case of a tie in final scoring, the contestant with the highest score in the species that they were representing will win. (Their animal)

Grand Champion & Reserve Grand Champion Banner